

BEFORE THE ILLINOIS POLLUTION CONTROL BOARD

In the Matter of:)	
)	
SIERRA CLUB,)	
)	
Complainant,)	
)	PCB No-
v.)	
)	
MIDWEST GENERATION, LLC,)	
)	
Respondent)	

NOTICE OF ELECTRONIC FILING

TO: MIDWEST GENERATION, LLC, Respondent
c/o C T Corporation System, Registered Agent
208 S. LaSalle Street, Suite 814
Chicago, Illinois 60604


MIDWEST GENERATION, LLC, Respondent
3 MacArthur Place, Suite 100
Santa Ana, California 91707-6068

PLEASE TAKE NOTICE that on this date I filed electronically with the Clerk of the Pollution Control Board of the State of Illinois: a COMPLAINT, a copy of which is attached hereto and herewith served upon you; and an ENTRY OF APPEARANCE for David L. Wentworth II, and a REQUEST TO APPEAR PRO HOC VICE and APPEARANCE for David C. Bender, copies of which are attached hereto and herewith served upon you. Pursuant to the Board's procedural rules, the documents referenced above are served upon Respondent addressed as set forth above by Certified Mail. 35 Ill. Admin. Code 103.204(a). Failure to file an answer to this Complaint within 60 days may have severe consequences. Failure to answer will mean that all allegations in this

Complaint will be taken as if admitted for purposes of this proceeding. If you have any questions about this procedure, you should contact the hearing officer assigned to this proceeding, the Clerk's Office or an attorney. FURTHER, please take notice that financing may be available, through the Illinois Environmental Facilities Financing Act, 20 ILCS 3515/1-19 (2007), to correct the pollution alleged in the Complaint filed in this case.

Respectfully submitted,

Complainant,



Dated: December 15, 2012

By: _____
One of Its Attorneys

David L. Wentworth II
Hasselberg, Williams, Grebe,
Snodgrass & Birdsall
124 SW Adams Street, Suite 360
Peoria, IL 61602-1320
Telephone: (309) 637-1400
Facsimile: (309) 637-1500

David C. Bender
Attorney (Pro Hac Vice to be filed)
McGillivray Westerberg & Bender LLC
211 S. Paterson Street, Ste 320
Madison, WI 53703
608-310-3560 (phone)
608-310-3561 (fax)

CERTIFICATE OF SERVICE

I hereby certify that I did on December 15, 2012, send by certified mail, return receipt requested, with postage thereon fully prepaid, by depositing in a United States Post Office Box in Peoria, Illinois, a true and correct copy of the following instruments, entitled: NOTICE OF ELECTRONIC FILING, ENTRY OF APPEARANCE for David L. Wentworth II, MOTION TO APPEAR PRO HOC VICE and APPEARANCE for David C. Bender, and COMPLAINT, in the above-captioned matter:

TO: MIDWEST GENERATION, LLC, Respondent
c/o C T Corporation System, Registered Agent
208 S. LaSalle Street, Suite 814
Chicago, Illinois 60604
Article No. 7009 0080 0000 8433 2024

and

MIDWEST GENERATION, LLC, Respondent
3 MacArthur Place, Suite 100
Santa Ana, California 91707-6068
Article No. 7009 0080 0000 8433 2031

and the same by electronic filing as authorized by the Clerk of the Illinois Pollution Control Board.



David L. Wentworth II

David L. Wentworth II
Hasselberg, Williams, Grebe,
Snodgrass & Birdsall
124 SW Adams Street, Suite 360
Peoria, IL 61602-1320
Telephone: (309) 637-1400
Facsimile: (309) 637-1500

BEFORE THE ILLINOIS POLLUTION CONTROL BOARD

In the Matter of:)	
)	
SIERRA CLUB,)	
)	
Complainant,)	
)	PCB No-
v.)	
)	
MIDWEST GENERATION, LLC,)	
)	
Respondent)	

ENTRY OF APPEARANCE


TO: Clerk of the Illinois Pollution Control Board and All Parties of Record.

Please enter my appearance as counsel of record in this case for:

SIERRA CLUB, Complainant.

Dated: December 15, 2012.

Respectfully submitted,



By: _____
David L. Wentworth II
One of Its Attorneys

David L. Wentworth II
Hasselberg, Williams, Grebe,
Snodgrass & Birdsall
124 SW Adams Street, Suite 360
Peoria, IL 61602-1320
Telephone: (309) 637-1400
Facsimile: (309) 637-1500
dwentworth@hwgsb.com

BEFORE THE ILLINOIS POLLUTION CONTROL BOARD

In the Matter of:)	
)	
SIERRA CLUB,)	
)	
)	
Complainant,)	
)	PCB No-
v.)	
)	
MIDWEST GENERATION, LLC,)	
)	
Respondent)	

Request to Appear Pro Hac Vice

Pursuant to 35 Ill. Adm. Code § 101.400(a), the undersigned requests approval by the Illinois Pollution Control Board to appear pro hac vice on behalf of the Sierra Club in connection with the above-titled matter.

In support of this request, the undersigned states that he is licensed and registered to practice before the bar of the State of Wisconsin (bar no. 1046102).

Respectfully submitted:



David C. Bender
(Wis. Bar. No. 1046102)
McGillivray Westerberg & Bender LLC
211 S. Paterson Street, Ste 320
Madison, WI 53703
608-310-3560 (phone)
608-310-3561 (fax)
bender@mwbattorneys.com

Dated: December 15, 2012.

BEFORE THE ILLINOIS POLLUTION CONTROL BOARD

In the Matter of:)	
)	
SIERRA CLUB,)	
)	
)	
Complainant,)	
)	PCB No-
v.)	
)	
MIDWEST GENERATION, LLC,)	
)	
Respondent)	

APPEARANCE

The undersigned hereby enters his appearance on behalf of the Sierra Club.

Respectfully submitted:



David C. Bender
(Wis. Bar. No. 1046102)
McGillivray Westerberg & Bender LLC
211 S. Paterson Street, Ste 320
Madison, WI 53703
608-310-3560 (phone)
608-310-3561 (fax)
bender@mwbattorneys.com

Dated: December 15, 2012.

BEFORE THE ILLINOIS POLLUTION CONTROL BOARD

In the Matter of:)	
)	
SIERRA CLUB,)	
)	
)	
Complainant,)	
)	PCB No-
v.)	
)	
MIDWEST GENERATION, LLC,)	
)	
Respondent)	

COMPLAINT

This is a citizen enforcement proceeding pursuant to 415 ILCS 5/31(d), which authorizes any person to file a complaint with the Illinois Pollution Control Board (“the Board”) against any person allegedly violating the Environmental Protection Act, any rule or regulation adopted under the Act, any permit term or condition of a permit, or any Board order. Complainant, the Sierra Club by its undersigned counsel, complains of Respondent, Midwest Generation, LLC, as follows:

1. Complainant, Sierra Club, is the nation’s oldest and largest grassroots environmental organization. Sierra Club is an incorporated, not-for-profit organization with headquarters located at 85 Second Street, 2nd Floor, San Francisco, CA, 94105. Sierra Club’s Illinois Chapter office is located at 70 E. Lake St., Suite 1500, Chicago, IL, 60601. Sierra Club’s mission is to preserve, protect, and enhance the natural environment. Sierra Club has 641,000 members, including approximately 23,000 members in Illinois.

2. Respondent, Midwest Generation, LLC (MWG), is a Delaware Limited Liability Company doing business in Illinois with principal executive offices at 235 Remington

Boulevard, Suite A, Bolingbrook, Illinois 60440. MWG's registered agent is C T Corporation System, 208 S. LaSalle St., Suite 814, Chicago, Illinois 60604. MWG is a subsidiary of Edison Mission Energy ("EME"), of Santa Ana, California. EME is a subsidiary of Edison International, 2244 Walnut Grove Avenue, (P.O. Box 976), Rosemead, California, 91770.

FACTUAL BACKGROUND

3. Midwest Generation, LLC ("MWG") owns and operates four coal fired power plants in Illinois:
 - a. The Joliet #9 and #29 Generating Station ("Joliet") in Joliet, Will and Kendall Counties. Joliet #9 is a 360 MW rated coal-fired unit located at 1601 Patterson Road, Joliet, Illinois. Joliet #29 includes units 7 and 8, which are rated at 660 MW each, and located at 1800 Channahon Road, Joliet. Units 7 and 8 are single turbine generators powered by two boilers each.
 - b. The Powerton Generating Station, in Pekin, Tazewell County, Illinois ("Powerton"). Powerton includes units 5 and 6, which are rated at 893 MW each. Powerton is located at Route 29 and Mantino Road, Pekin.
 - c. The Waukegan Generating Station in Waukegan, Lake County, Illinois ("Waukegan"). Waukegan includes units 7 and 8, rated at 326 and 355 MW, respectively. Waukegan is located at 10 Greenwood Avenue, Waukegan, Illinois.
 - d. The Will County Generating Station, in Romeoville, Will County, Illinois ("Will County"). Will County includes units 3 and 4, rated at 299 MW and 598 MW, respectively, and is located at 529 Romeo Road, Romeoville.
4. MWG's coal-fired power plants release significant amounts of the air pollutant sulfur dioxide (SO₂), which the United States Environmental Protection Agency ("USEPA") and

the Illinois Environmental Protection Agency have determined poses a threat to human health and the environment when present in the air in sufficient concentrations.

5. During 2011, the last full year of emission data, the MWG plants released SO₂ into the air in the following quantities, according to data from the USEPA:

Unit		2011 Annual SO ₂ Emissions (in tons)
Joliet #9		4,070
Joliet #29, Unit 7	Boiler 1	2,695
	Boiler 2	2,724
Joliet #29, Unit 8	Boiler 1	3,681
	Boiler 2	3,861
Powerton 5	Boiler 1	5,133
	Boiler 2	5,116
Powerton 6	Boiler 1	5,742
	Boiler 2	5,842
Waukegan 7		3801
Waukegan 8		6127
Will County 3		3,343
Will County 4		4,956

6. At elevated concentrations, SO₂ directly impairs human health by causing and exacerbating respiratory conditions, such as asthma, and cardiovascular illness. 61 Fed. Reg. 25,566, 25,570-76 (May 22, 1996).

7. In 2010, the USEPA determined that the existing National Ambient Air Quality Standards (“NAAQS”) for sulfur dioxide (SO₂), which had not been modified since 1971, were inadequate to protect human health and established a more stringent NAAQS. 75 Fed. Reg. 35,520 (June 22, 2010). Specifically, exposures to sufficient SO₂ concentrations for as little as five (5) minutes produce adverse respiratory impacts. 75 Fed. Reg. at 35,546. Based on a correlation to those impacts and concentrations of SO₂ measured over a one-hour period, the USEPA established the NAAQS at 75 parts per billion (or 196 ug/m³ of air). Id. at 35,546-48.

8. Because it seeks to protect from short-term spikes in air pollution that cause negative health effects, the standard looks specifically at the maximum 1-hour concentration each day. *Id.* at 35,538, 35,548. That is, it seeks to prevent spikes in short term concentrations of SO₂ in the air by preventing concentrations above 75 ppb in the highest 1-hour period of the day, and determines compliance based on the 4th highest such period each year.

9. The new 1-hour SO₂ NAAQS went into effect on August 23, 2010. 75 Fed. Reg. at 35,520.

LEGAL BACKGROUND

10. The Illinois Environmental Protection Act prohibits any person from:

Caus[ing] or threaten[ing] or allow[ing] the discharge or emission of any contaminant into the environment in any State so as to cause or tend to cause air pollution in Illinois, either alone or in combination with contaminants from other sources, or so as to violate regulations or standards adopted by the Board under [the Environmental Protection] Act.

415 ILCS 5/9(a).

11. For purposes of this provision, “air pollution” is defined as “the presence in the atmosphere of one or more contaminants in sufficient quantities and of such characteristics and duration as to be injurious to human, plant, or animal life, to health, or to property, or to unreasonably interfere with the enjoyment of life or property.” 415 ILCS 5/3.115.

12. A “contaminant” is “any solid, liquid, or gaseous matter, any odor, or any form of energy, from whatever source.” 415 ILCS 5/3.165. SO₂ is a contaminant.

13. A violation of Section 9(a) of the Act occurs when a person either emits or threatens to emit a contaminant in a concentration that would injure human, plant or animal life or interfere with enjoyment of life or property, or when a person violates a regulation or standard adopted by rule.

14. Because the USEPA established the 1-hour SO₂ NAAQS at a level necessary to protect human health and welfare, emissions by any person (when combined with the emissions from other sources) that cause or threaten to cause violations of the NAAQS violate Section 9(a).

15. SO₂ emissions threaten to cause violations of the NAAQS when they are emitted in amounts that ambient air impact analysis, such as a computer dispersion model, shows that the NAAQS could be violated.

16. One of the regulations adopted by the Board pursuant to the Environmental Protection Act is 35 Ill. Admin. Code § 201.141. That Rule prohibits any person from causing or threatening or allowing “the discharge or emission of any contaminant into the environment... so as, either alone or in combination with contaminants from other sources, to cause or tend to cause air pollution in Illinois... or so as to prevent the attainment or maintenance of any applicable ambient air standard.”

17. SO₂ is an “air contaminant” within the meaning of 35 Ill. Admin. Code § 201.141, as defined in 35 Ill. Admin. Code § 201.102.

18. The 1-hour SO₂ NAAQS promulgated at 40 C.F.R. § 50.17 is promulgated by the USEPA pursuant to its authority under the Clean Air Act, 42 U.S.C. § 7401, *et seq.*, and is therefore an “applicable ambient air standard” as that term is used in 35 Ill. Admin. Code § 201.141. *See* 35 Ill. Admin. Code § 201.102.

19. 35 Ill. Admin. Code § 201.141 is violated by emitting SO₂ in amounts that, together with the emissions from other sources, are demonstrated to either cause or threaten a violation of the 1-hour SO₂ NAAQS, or amounts that threaten to prevent the maintenance of that NAAQS.

20. MWG's SO₂ emissions and threatened emissions of SO₂ are in such amounts that they would cause, and threaten to cause, violations of the 1-hour SO₂ NAAQS. Therefore, they violate Section 9(a) of the Act and 35 Ill. Admin. Code § 201.141.

21. The MWG plants have permitted SO₂ emission limits of 1.8 pounds of SO₂ per million Btus of heat input (lb/MMBtu). MWG's plants could exceed these rates if the sulfur content of the coal they fire is sufficiently high.

22. The 1.8 lb/MMBtu limits apply on a longer-term basis than an hour, which means that during any particular hour, emissions from MWG's plants can vastly exceed 1.8 lb/MMBtu. However, even at 1.8 lb/MMBtu, MWG's emissions threaten to cause violations of the 1-hour SO₂ NAAQS. Based on computerized dispersion modeling, emissions by MWG's plants could result in the following concentrations of SO₂ (on a 1-hour basis, expressed as the three year average of the fourth daily maximum one-hour concentration), before including the concentration added by other facilities:

Facility	Concentration (µg/m ³)
Joliet	768.6
Powerton	819.5
Waukegan	404.2
Will County	398.8

23. The background concentration in the area(s) impacted the MWG plants are at least the following:

Facility	Background concentration ($\mu\text{g}/\text{m}^3$)
Joliet	30.5
Powerton	31
Waukegan	32.7
Will County	34.8

24. Therefore, the MWG plants threaten to cause concentrations, based on emissions of 1.8 lb SO₂/MMBtu, in combination with the emissions from other air pollution sources, of at least the following concentrations in the areas downwind from each respective plant:

Facility	Modeled Facility Impact at 1.8 lb/MMBtu ($\mu\text{g}/\text{m}^3$)	Background concentration ($\mu\text{g}/\text{m}^3$)	Threatened Facility Impact With Contribution From Other SO ₂ Emission Sources (Background) ($\mu\text{g}/\text{m}^3$)
Joliet	768.6	30.5	799.1
Powerton	819.5	31	850.5
Waukegan	404.2	32.7	436.9
Will County	398.8	34.8	433.6

25. Additionally, the MWG plants threaten violations of the 1-hour SO₂ NAAQS at their reported maximum 1-hour coincidental emission rate at each plant. For 2010, at the highest 1-hour emission rate for all boilers at each plant, computerized dispersion modeling shows that the MWG plants threaten violations of the 1-hour SO₂ NAAQS.

26. Using the maximum coincidental emission rates for all boilers at each MWG plant, as reported in USEPA emission data, the MWG plants threaten to cause air quality impacts as follows:

Facility	Modeled Facility Impact Based on 2010 Reported Maximum Emission Rate ($\mu\text{g}/\text{m}^3$)	Threatened Facility Impact With Contribution From Other SO_2 Emission Sources (Background) ($\mu\text{g}/\text{m}^3$)
Joliet	250.1	281.6
Powerton	555.5	586.5
Waukegan	223.3	255.3
Will County	177.6	212.5

27. Existing ambient air quality monitoring in Illinois is not sufficient to identify all locations where existing sources are causing violations of the 1-hour SO_2 NAAQS. Therefore, as USEPA noted when promulgating the NAAQS, modeling is “the most technically appropriate, efficient, and readily available method for assessing short-term ambient SO_2 concentrations in areas with large point sources.” Final Rule, 75 Fed. Reg. 35,551, 570 (“[I]t is more appropriate and efficient to principally use modeling to assess compliance for medium to larger sources”).

28. To ensure that the MWG plants do not cause or threaten to cause violations of the 1-hour SO_2 NAAQS, and do not threaten to interfere with maintenance of the 1-hour SO_2 NAAQS, the emissions from the plants must be limited to the rate that, together with contributions from other pollution sources, does not result in SO_2 concentrations that exceed the 1-hour SO_2 NAAQS. Based on computer dispersion modeling conducted for the MWG plants, emissions from the plants must be limited to the following rates during every hour to ensure that the 1-hour SO_2 standard is met:

Facility		Current Emission Limit (in lbs/MMbtu)	Necessary Limit (in lbs/MMBtu) to Prevent Causing or Contributing to Violation of NAAQS or Interference with Maintenance	Current Emission Limit (in lb/hr)	Necessary Limit (in lbs/hour) to Prevent Causing or Contributing to Violation of NAAQS or Interference with Maintenance
Joliet	Unit 6	1.8	0.396	6378	1375
	Unit 7, Boiler 1	1.8	0.396	10863	2342 (both Unit 7 boilers, combined)
	Unit 7, Boiler 2	1.8	0.396		
	Unit 8, Boiler 1	1.8	0.396	11497	2478 (both Unit 8 boilers, combined)
	Unit 8, Boiler 2	1.8	0.396		
Powerton	Unit 5, Boiler 1	1.8	0.36	29643	5975 (plant-wide)
	Unit 5, Boiler 2	1.8	0.36		
	Unit 6, Boiler 1	1.8	0.36		
	Unit 6, Boiler 2	1.8	0.36		
Waukegan	Unit 7	1.8	0.72	5860	2370
	Unit 8	1.8	0.72	5514	2230
Will County	Unit 7	1.8	0.72	5357	2168
	Unit 8	1.8	0.72	10020	4055

29. MWG has and will continue to emit and threaten to emit SO₂ in amounts that cause violations of the 1-hour SO₂ NAAQS, or prevent maintenance of the NAAQS in the areas downwind from the plants. In 2011, MWG emitted SO₂ in amounts that exceed the maximum pounds per hour set forth in Appendix A to this Complaint, which include periods in 2010 and 2011. Additional violations likely occurred in 2012, which are known to the Respondent by comparing its emission data to the rates identified in the table in paragraph 28 above, but for which data were not available to the public at the time of this filing.

OTHER PENDING PROCEEDINGS

30. The Respondent is involved in several pending proceedings before the Board, including a proceeding for variance from other regulations not at issue in this case, PCB 2013-024, and various permit appeal actions, PCB 2010-098, 2008-020, 2008-019, 2008-018, 2008-

009, 2007-101, 2006-156, 2006-146, 2006-060, 2006-059, 2006-058, 2006-057, 2006-056.

While some of those proceedings may involve the same plants and SO₂ emissions, generally, Complainant understands that none involve 1-hour SO₂ impacts or the regulations at issue in this case. Additionally, Respondent is the Defendant/Appellee in U.S. v. Midwest Generation, LLC, et al., Docket # 12-1026 (7th Cir.). That case involves alleged unpermitted illegal modifications made to some of the same power plants at issue here, and resulting violations of emission standards, but Complainant understands that it does not involve 1-hour SO₂ NAAQS or the regulations at issue herein.

COUNT 1

Causing or Threatening Discharge of SO₂ so as to Cause Air Pollution, in Violations of Section 9(a) of the Environmental Protection Act, 415 ILCS 5/9(a)

31. Paragraphs 1-30 are realleged and incorporated herein by reference.

32. MWG, by emitting SO₂ in amounts that exceed those set forth in the table in paragraph 28 causes, threatens, or allows emissions that, either alone or in combination with SO₂ emissions from other sources, cause ambient air quality to exceed the 1-hour SO₂ NAAQS, which are set to protect human health and the environment, and therefore causes or tends to cause air pollution in violation of Section 9(a) of the Act, 415 ILCS 9(a).

COUNT 2

Causing or Threatening Discharge of SO₂ to as to Violate 35 Ill. Admin. Code § 201.141 By Discharging SO₂ So As to Cause or Tend to Prevent Attainment or Maintenance of the 1-hour SO₂ NAAQS

33. Paragraphs 1-30 are realleged and incorporated herein by reference.

34. MWG, by emitting or threatening to emit SO₂ into the environment in amounts that, either alone or in combination with contaminants from other sources, prevent the attainment


or maintenance of the 1-hour SO₂ NAAQS, MWG causes, threatens, or allows emissions that violate 35 Ill. Admin. Code § 201.141, in violation of Section 9(a) of the Act, 415 ILCS 5/9(a).

RELIEF REQUESTED

WHEREFORE, Petitioners request that this Board:

1. Authorize a hearing in this matter at which time Respondent will be required to answer to the allegations herein.
2. Find and declare that Respondent, Midwest Generation, LLC has violated the Illinois Environmental Protection Act's prohibitions on causing or threatening air pollution at its Joliet, Powerton, Waukegan, and Will County plants.
3. Find and declare that Respondent, Midwest Generation, LLC, has violated the Illinois Environmental Protection Act's prohibition on violating 35 Ill. Admin. Code 201.141 by emitting or threatening to emit air pollution that prevents the attainment or maintenance of the 1-hour SO₂ NAAQS.
4. Impose civil penalties under 415 ILCS 5/42.
5. Order Respondent, under 415 ILCS 5/33, to:
 - Cease and desist from emissions that, alone or in combination with emissions from other sources, cause or threaten to cause violations of the 1-hour SO₂ NAAQS,
 - Limit SO₂ emissions to the hourly rates determined necessary to prevent any violation of the 1-hour SO₂ NAAQS,
 - Further reduce SO₂ emissions to offset unlawful past SO₂ emissions; and
6. Grant such other relief as the Board deems just and proper.

Respectfully submitted,

A handwritten signature in black ink, appearing to read "DLW", with a horizontal line drawn through the middle of the letters.

David L. Wentworth II
Hasselberg, Williams, Grebe, Snodgrass & Birdsall
124 S.W. Adams Street, Suite 360
Peoria, Illinois 61602-1320
309-637-1400 (phone)
309-637-1500 (fax)
dwentworth@hwgsb.com

A handwritten signature in black ink, appearing to read "DCB", with a horizontal line drawn through the middle of the letters.

David C. Bender
Attorney (Pro Hac Vice to be filed)
McGillivray Westerberg & Bender LLC
211 S. Paterson Street, Ste 320
Madison, WI 53703
608-310-3560 (phone)
608-310-3561 (fax)

Attorneys for Sierra Club

**Appendix A: Hours When Emissions Exceeded The Levels Necessary To Prevent Causing
or Threatening to Cause Violations of the 1-Hour SO₂ NAAQS**

Joliet 6

Date	Hour	Emission Rate (pounds SO₂/hour)
8/24/2010	6	1392.800
8/24/2010	10	1385.700
8/24/2010	7	1383.300
8/25/2010	6	1406.300
8/26/2010	21	1540.500
8/26/2010	22	1518.800
8/27/2010	10	1518.400
8/27/2010	13	1505.300
8/27/2010	12	1486.600
8/27/2010	11	1409.200
8/27/2010	9	1407.200
8/27/2010	14	1406.600
8/27/2010	15	1379.200
8/28/2010	10	1458.400
8/28/2010	11	1436.400
9/14/2010	17	1454.100
9/14/2010	18	1452.700
9/14/2010	19	1439.800
9/14/2010	20	1439.500
9/14/2010	21	1426.800
9/14/2010	16	1422.600
9/15/2010	11	1427.200
9/15/2010	10	1413.300
9/15/2010	12	1412.300
9/15/2010	15	1409.700
9/15/2010	13	1399.400
9/15/2010	16	1391.300
9/15/2010	17	1389.900

9/15/2010	14	1387.400
9/15/2010	18	1377.000
9/18/2010	18	1494.200
9/18/2010	19	1494.000
9/18/2010	17	1492.100
9/18/2010	20	1456.800
9/18/2010	16	1430.700
9/19/2010	12	1526.300
9/19/2010	13	1473.400
9/19/2010	15	1463.300
9/19/2010	16	1445.200
9/19/2010	19	1443.500
9/19/2010	14	1400.400
9/19/2010	17	1400.100
9/20/2010	11	1445.600
9/20/2010	10	1386.900
9/21/2010	18	1449.700
9/21/2010	17	1446.600
9/21/2010	16	1431.100
9/21/2010	9	1425.100
9/21/2010	15	1422.800
9/21/2010	14	1421.000
9/21/2010	8	1415.000
9/21/2010	12	1409.200
9/21/2010	13	1405.700
9/21/2010	11	1401.500
9/21/2010	10	1396.600
9/21/2010	19	1378.100
9/22/2010	11	1513.400
9/23/2010	13	1388.400
9/25/2010	11	1388.600
9/25/2010	10	1379.700
9/25/2010	9	1379.100
9/27/2010	10	1404.300
9/27/2010	14	1397.000
9/27/2010	9	1390.500

9/27/2010	13	1386.200
9/29/2010	18	1952.700
9/29/2010	17	1899.200
9/29/2010	19	1828.700
9/29/2010	16	1727.200
9/29/2010	15	1634.200
9/29/2010	20	1574.800
9/30/2010	9	2196.100
9/30/2010	10	2113.400
9/30/2010	11	2018.200
9/30/2010	14	2008.800
9/30/2010	15	2002.100
9/30/2010	8	1905.500
9/30/2010	12	1863.000
9/30/2010	13	1732.700
9/30/2010	16	1606.300
9/30/2010	19	1592.900
9/30/2010	18	1553.000
9/30/2010	7	1495.900
9/30/2010	20	1475.900
9/30/2010	17	1470.800
9/30/2010	21	1440.400
9/30/2010	6	1393.400
10/1/2010	13	1598.400
10/1/2010	12	1521.900
10/1/2010	14	1512.700
10/1/2010	10	1478.700
10/1/2010	11	1456.700
10/1/2010	8	1443.500
10/1/2010	9	1440.900
10/1/2010	15	1440.800
10/1/2010	16	1387.000
10/1/2010	7	1384.200
10/2/2010	18	1404.500
10/3/2010	19	1520.500
10/3/2010	20	1491.300

10/3/2010	18	1491.000
10/4/2010	21	1717.100
10/4/2010	20	1670.900
10/4/2010	19	1598.000
10/4/2010	18	1572.000
10/4/2010	17	1550.200
10/4/2010	16	1528.200
10/4/2010	22	1517.900
10/4/2010	10	1496.600
10/4/2010	11	1473.200
10/4/2010	15	1464.500
10/4/2010	8	1461.100
10/4/2010	12	1457.600
10/4/2010	9	1451.600
10/4/2010	13	1411.300
10/4/2010	14	1409.500
10/4/2010	7	1401.100
10/5/2010	16	1726.000
10/5/2010	15	1697.800
10/5/2010	10	1695.500
10/5/2010	11	1684.900
10/5/2010	18	1684.700
10/5/2010	21	1684.000
10/5/2010	19	1679.000
10/5/2010	13	1677.600
10/5/2010	12	1674.000
10/5/2010	20	1666.900
10/5/2010	17	1650.400
10/5/2010	14	1642.600
10/5/2010	9	1632.900
10/5/2010	22	1462.800
10/6/2010	13	1697.100
10/6/2010	12	1669.900
10/6/2010	14	1664.800
10/6/2010	11	1660.200
10/6/2010	15	1603.600

10/6/2010	16	1564.600
10/6/2010	17	1540.900
10/6/2010	18	1533.200
10/6/2010	19	1485.700
10/6/2010	10	1419.000
10/7/2010	13	1622.200
10/7/2010	14	1581.200
10/7/2010	9	1553.100
10/7/2010	8	1384.700
10/7/2010	12	1376.400
10/8/2010	15	1639.800
10/8/2010	18	1612.000
10/8/2010	14	1602.700
10/8/2010	16	1599.700
10/8/2010	17	1599.300
10/8/2010	9	1592.800
10/8/2010	13	1578.700
10/8/2010	19	1578.600
10/8/2010	10	1577.400
10/8/2010	12	1560.500
10/8/2010	20	1533.100
10/8/2010	11	1501.100
10/8/2010	21	1494.200
10/8/2010	8	1438.700
10/9/2010	15	2017.900
10/9/2010	16	2006.800
10/9/2010	17	1964.100
10/9/2010	14	1930.400
10/9/2010	19	1899.500
10/9/2010	18	1898.800
10/9/2010	20	1876.700
10/9/2010	8	1854.800
10/9/2010	21	1801.700
10/9/2010	9	1790.800
10/9/2010	5	1750.700
10/9/2010	4	1731.300

10/9/2010	10	1716.300
10/9/2010	6	1656.100
10/9/2010	11	1648.800
10/9/2010	13	1645.900
10/9/2010	12	1615.600
10/9/2010	7	1415.300
10/10/2010	13	1822.900
10/10/2010	12	1799.900
10/10/2010	14	1768.600
10/10/2010	11	1722.200
10/10/2010	15	1687.100
10/10/2010	17	1658.100
10/10/2010	8	1645.800
10/10/2010	10	1640.500
10/10/2010	18	1636.900
10/10/2010	19	1629.800
10/10/2010	9	1629.600
10/10/2010	16	1627.000
10/10/2010	20	1565.500
10/10/2010	21	1464.400
10/11/2010	11	1685.100
10/11/2010	10	1661.600
10/11/2010	9	1654.700
10/11/2010	8	1654.600
10/11/2010	12	1643.400
10/11/2010	19	1593.200
10/11/2010	18	1592.800
10/11/2010	13	1579.300
10/11/2010	14	1574.100
10/11/2010	15	1566.700
10/11/2010	23	1553.800
10/11/2010	22	1549.600
10/11/2010	7	1489.100
10/11/2010	20	1484.900
10/11/2010	17	1450.000
10/12/2010	14	1620.300

10/12/2010	15	1607.100
10/12/2010	19	1604.800
10/12/2010	13	1603.800
10/12/2010	18	1601.400
10/12/2010	16	1584.100
10/12/2010	17	1574.800
10/12/2010	1	1543.800
10/12/2010	10	1543.200
10/12/2010	12	1539.500
10/12/2010	9	1534.700
10/12/2010	2	1531.400
10/12/2010	0	1523.500
10/12/2010	8	1521.700
10/12/2010	20	1512.900
10/12/2010	6	1512.700
10/12/2010	11	1508.600
10/12/2010	7	1502.500
10/12/2010	4	1474.200
10/12/2010	5	1469.500
10/12/2010	21	1444.700
10/12/2010	22	1395.500
10/12/2010	3	1393.200
10/13/2010	12	1511.700
10/13/2010	16	1505.900
10/13/2010	20	1499.900
10/13/2010	18	1488.600
10/13/2010	11	1487.600
10/13/2010	22	1487.100
10/13/2010	19	1484.900
10/13/2010	17	1483.000
10/13/2010	13	1473.600
10/13/2010	15	1472.700
10/13/2010	14	1438.100
10/13/2010	4	1428.400
10/13/2010	6	1422.500
10/13/2010	10	1421.100

10/13/2010	5	1420.700
10/13/2010	1	1418.300
10/13/2010	8	1416.100
10/13/2010	7	1409.800
10/13/2010	9	1394.800
10/13/2010	0	1392.600
10/15/2010	15	1546.200
10/15/2010	17	1544.700
10/15/2010	19	1540.500
10/15/2010	14	1537.200
10/15/2010	18	1528.800
10/15/2010	16	1525.100
10/15/2010	23	1516.000
10/15/2010	20	1508.400
10/15/2010	13	1488.600
10/15/2010	21	1476.900
10/15/2010	22	1472.800
10/15/2010	12	1440.700
10/15/2010	11	1426.900
10/15/2010	10	1390.700
10/16/2010	9	1547.400
10/16/2010	8	1544.600
10/16/2010	10	1508.000
10/16/2010	17	1480.300
10/16/2010	16	1478.600
10/16/2010	11	1466.900
10/16/2010	0	1460.000
10/16/2010	1	1443.700
10/16/2010	18	1437.300
10/16/2010	20	1422.300
10/16/2010	19	1421.300
10/16/2010	12	1389.800
10/17/2010	20	1880.200
10/17/2010	21	1863.200
10/17/2010	19	1855.100
10/17/2010	23	1848.300

10/17/2010	22	1825.700
10/17/2010	18	1776.200
10/17/2010	17	1605.700
10/17/2010	16	1533.800
10/17/2010	11	1533.500
10/17/2010	10	1516.400
10/17/2010	9	1514.900
10/17/2010	8	1503.300
10/17/2010	15	1503.300
10/17/2010	12	1488.200
10/17/2010	14	1474.300
10/17/2010	13	1466.100
10/18/2010	8	2006.100
10/18/2010	9	1976.800
10/18/2010	7	1924.500
10/18/2010	17	1921.000
10/18/2010	10	1918.400
10/18/2010	6	1915.000
10/18/2010	19	1886.200
10/18/2010	18	1876.100
10/18/2010	12	1873.900
10/18/2010	2	1865.700
10/18/2010	16	1863.200
10/18/2010	11	1856.600
10/18/2010	13	1836.800
10/18/2010	3	1829.400
10/18/2010	4	1808.500
10/18/2010	20	1800.700
10/18/2010	5	1800.600
10/18/2010	15	1800.600
10/18/2010	1	1770.200
10/18/2010	14	1750.000
10/18/2010	21	1745.300
10/18/2010	0	1706.800
10/19/2010	13	1671.400
10/19/2010	14	1626.600

10/19/2010	12	1613.000
10/19/2010	6	1601.700
10/19/2010	5	1593.600
10/19/2010	15	1591.500
10/19/2010	18	1515.200
10/19/2010	17	1511.600
10/19/2010	11	1497.800
10/19/2010	10	1492.900
10/19/2010	7	1479.700
10/19/2010	16	1464.300
10/19/2010	8	1459.800
10/19/2010	19	1456.400
10/19/2010	9	1443.700
10/21/2010	19	1451.700
10/21/2010	18	1429.700
10/21/2010	17	1380.700
10/21/2010	20	1377.500
10/22/2010	5	1575.000
10/22/2010	6	1470.300
10/22/2010	7	1440.100
10/22/2010	8	1430.700
10/22/2010	9	1413.400
10/22/2010	19	1384.400
10/24/2010	16	1481.400
10/24/2010	18	1478.500
10/24/2010	15	1477.000
10/24/2010	17	1473.500
10/24/2010	13	1460.400
10/24/2010	19	1453.500
10/24/2010	14	1452.100
10/24/2010	12	1396.900
10/25/2010	14	1489.800
10/25/2010	13	1486.900
10/25/2010	10	1476.100
10/25/2010	12	1469.700
10/25/2010	16	1458.500

10/25/2010	15	1451.600
10/25/2010	17	1445.300
10/25/2010	9	1436.000
10/25/2010	18	1417.400
10/25/2010	11	1413.800
10/28/2010	19	1618.400
10/28/2010	20	1603.400
10/28/2010	18	1594.600
10/28/2010	21	1568.500
10/28/2010	17	1557.100
10/28/2010	15	1483.400
10/28/2010	13	1469.700
10/28/2010	14	1455.700
10/28/2010	10	1396.500
10/28/2010	9	1392.200
10/28/2010	11	1388.700
10/28/2010	12	1378.500
10/28/2010	16	1378.500
10/29/2010	18	1447.100
10/29/2010	14	1439.700
10/29/2010	15	1419.900
10/29/2010	6	1419.700
10/29/2010	17	1410.200
10/29/2010	19	1395.000
10/29/2010	7	1394.500
10/29/2010	21	1392.000
10/31/2010	20	1415.600
11/1/2010	8	1571.600
11/1/2010	7	1561.900
11/1/2010	6	1539.400
11/1/2010	9	1536.200
11/1/2010	10	1506.000
11/1/2010	13	1471.300
11/1/2010	12	1462.800
11/1/2010	11	1453.500
11/1/2010	5	1446.000

11/1/2010	14	1440.700
11/1/2010	15	1414.600
11/1/2010	16	1402.200
11/1/2010	17	1389.300
11/1/2010	19	1388.200
11/1/2010	18	1386.700
11/2/2010	13	1409.300
11/2/2010	14	1392.800
11/2/2010	12	1388.900
11/2/2010	21	1384.300
11/2/2010	11	1384.200
11/3/2010	17	1427.800
11/3/2010	18	1415.500
11/3/2010	6	1393.100
11/3/2010	16	1388.500
11/3/2010	15	1384.500
11/3/2010	8	1379.800
11/4/2010	18	1798.100
11/4/2010	17	1739.200
11/4/2010	19	1678.900
11/4/2010	20	1645.500
11/4/2010	21	1608.000
11/4/2010	16	1581.100
11/4/2010	15	1433.300
11/5/2010	16	1613.500
11/5/2010	11	1603.300
11/5/2010	7	1596.300
11/5/2010	12	1593.100
11/5/2010	8	1558.200
11/5/2010	10	1536.900
11/5/2010	9	1521.700
11/5/2010	17	1518.100
11/5/2010	23	1503.700
11/5/2010	6	1493.500
11/5/2010	18	1489.700
11/5/2010	13	1464.700

11/5/2010	19	1460.600
11/5/2010	15	1453.900
11/5/2010	22	1451.800
11/5/2010	20	1441.000
11/5/2010	21	1385.700
11/6/2010	18	1547.700
11/6/2010	1	1517.800
11/6/2010	2	1506.700
11/6/2010	0	1490.500
11/6/2010	19	1476.500
11/6/2010	17	1460.000
11/6/2010	20	1453.500
11/7/2010	19	1462.100
11/8/2010	11	1575.400
11/8/2010	9	1551.700
11/8/2010	10	1547.100
11/8/2010	12	1545.000
11/8/2010	8	1521.500
11/8/2010	7	1457.200
11/8/2010	13	1396.700
11/10/2010	18	1382.400
11/15/2010	7	1488.600
11/15/2010	8	1439.600
11/15/2010	9	1434.200
11/15/2010	10	1388.100
11/17/2010	19	1544.600
11/17/2010	20	1525.000
11/17/2010	22	1505.300
11/17/2010	21	1500.200
11/17/2010	18	1496.900
11/17/2010	17	1481.000
11/17/2010	16	1439.500
11/18/2010	12	1551.500
11/18/2010	13	1545.400
11/18/2010	14	1528.700
11/18/2010	15	1516.600

11/18/2010	11	1503.500
11/18/2010	10	1493.000
11/18/2010	7	1472.300
11/18/2010	9	1455.300
11/18/2010	8	1429.500
11/18/2010	16	1424.800
11/18/2010	17	1416.700
11/18/2010	6	1386.100
11/19/2010	17	1458.000
11/19/2010	10	1452.400
11/19/2010	18	1451.000
11/19/2010	19	1448.500
11/19/2010	7	1436.200
11/19/2010	8	1430.600
11/19/2010	20	1427.500
11/19/2010	9	1423.000
11/19/2010	6	1416.200
11/19/2010	5	1399.400
11/19/2010	21	1388.200
11/19/2010	4	1377.500
11/20/2010	9	1448.300
11/20/2010	10	1428.700
11/20/2010	12	1426.500
11/20/2010	0	1417.800
11/20/2010	19	1416.800
11/20/2010	2	1415.200
11/20/2010	5	1411.900
11/20/2010	14	1402.500
11/20/2010	11	1401.400
11/20/2010	18	1399.200
11/20/2010	17	1395.400
11/20/2010	20	1389.800
11/20/2010	13	1387.000
11/20/2010	1	1384.900
11/22/2010	8	1425.200
11/23/2010	7	1432.600

11/23/2010	9	1400.900
11/23/2010	8	1392.500
11/23/2010	17	1391.700
12/5/2010	21	1617.200
12/5/2010	20	1605.800
12/5/2010	19	1598.700
12/5/2010	22	1569.200
12/5/2010	23	1527.900
12/5/2010	18	1480.200
12/6/2010	6	1593.300
12/6/2010	1	1525.800
12/6/2010	0	1497.100
12/6/2010	15	1493.900
12/6/2010	8	1478.000
12/6/2010	9	1471.300
12/6/2010	16	1466.500
12/6/2010	7	1450.100
12/6/2010	14	1445.300
12/6/2010	17	1444.800
12/6/2010	21	1432.500
12/6/2010	18	1423.200
12/6/2010	10	1418.000
12/6/2010	22	1415.000
12/6/2010	20	1404.900
12/6/2010	19	1402.500
12/6/2010	11	1385.900
12/7/2010	18	1655.300
12/7/2010	19	1630.400
12/7/2010	23	1628.600
12/7/2010	22	1557.900
12/7/2010	17	1547.700
12/7/2010	20	1543.900
12/7/2010	21	1491.000
12/7/2010	15	1461.200
12/7/2010	16	1448.300
12/7/2010	2	1446.600

12/7/2010	13	1424.100
12/7/2010	12	1422.400
12/7/2010	11	1414.600
12/7/2010	14	1402.400
12/7/2010	10	1395.200
12/7/2010	9	1379.700
12/8/2010	1	1716.100
12/8/2010	0	1678.000
12/8/2010	9	1642.900
12/8/2010	2	1635.800
12/8/2010	11	1628.700
12/8/2010	3	1610.800
12/8/2010	7	1607.100
12/8/2010	12	1604.300
12/8/2010	6	1588.600
12/8/2010	14	1583.300
12/8/2010	10	1574.000
12/8/2010	8	1570.500
12/8/2010	13	1554.000
12/8/2010	4	1519.200
12/8/2010	15	1499.400
12/8/2010	5	1462.600
12/8/2010	16	1420.700
12/11/2010	18	1443.900
12/13/2010	19	1455.300
12/13/2010	14	1435.500
12/13/2010	15	1430.800
12/13/2010	18	1428.600
12/13/2010	13	1419.900
12/13/2010	16	1416.200
12/13/2010	12	1414.500
12/13/2010	17	1414.100
12/13/2010	20	1400.400
12/14/2010	10	1422.000
12/14/2010	8	1420.200
12/14/2010	11	1417.100

12/14/2010	9	1405.400
12/14/2010	6	1393.900
12/15/2010	6	1460.000
12/15/2010	9	1446.800
12/15/2010	10	1433.600
12/15/2010	7	1389.000
12/15/2010	5	1383.000
12/18/2010	21	1432.800
12/18/2010	20	1426.400
12/19/2010	19	1393.000
12/19/2010	8	1379.300
12/21/2010	19	1483.000
12/21/2010	18	1477.600
12/21/2010	17	1449.700
12/22/2010	20	1574.500
12/22/2010	17	1540.200
12/22/2010	19	1537.900
12/22/2010	16	1513.800
12/22/2010	18	1512.800
12/22/2010	21	1501.700
12/22/2010	9	1466.300
12/22/2010	10	1459.300
12/22/2010	15	1428.500
12/22/2010	14	1419.600
12/22/2010	22	1419.300
12/22/2010	11	1395.400
12/22/2010	12	1378.100
12/22/2010	13	1376.200
12/23/2010	8	1526.000
12/23/2010	18	1521.000
12/23/2010	10	1515.400
12/23/2010	9	1509.500
12/23/2010	20	1508.700
12/23/2010	13	1503.000
12/23/2010	19	1495.600
12/23/2010	17	1488.400

12/23/2010	7	1487.100
12/23/2010	15	1486.500
12/23/2010	11	1484.400
12/23/2010	14	1470.400
12/23/2010	16	1468.500
12/23/2010	12	1464.300
12/23/2010	21	1461.400
12/23/2010	22	1430.800
12/27/2010	17	1451.800
12/27/2010	16	1397.400
1/5/2011	22	1492.400
1/5/2011	21	1482.900
1/5/2011	19	1440.500
1/5/2011	18	1431.000
1/5/2011	17	1407.300
1/6/2011	1	1601.500
1/6/2011	3	1588.100
1/6/2011	3	1588.100
1/6/2011	3	1588.100
1/6/2011	5	1568.200
1/6/2011	0	1547.600
1/6/2011	4	1507.100
1/6/2011	2	1505.300
1/6/2011	14	1495.500
1/6/2011	6	1494.800
1/6/2011	15	1476.600
1/6/2011	13	1449.200
1/6/2011	8	1445.800
1/6/2011	7	1440.500
1/6/2011	11	1431.000
1/6/2011	10	1407.200
1/6/2011	9	1403.800
1/7/2011	9	1438.500
1/7/2011	7	1413.400
1/7/2011	8	1412.300
1/7/2011	10	1393.500

1/9/2011	17	1414.200
1/9/2011	20	1378.000
1/10/2011	10	1396.000
1/10/2011	14	1394.500
1/10/2011	11	1391.300
1/10/2011	13	1386.300
1/10/2011	15	1384.400
1/10/2011	16	1377.300
1/13/2011	12	1527.900
1/13/2011	11	1508.800
1/13/2011	10	1505.600
1/13/2011	7	1490.700
1/13/2011	8	1483.000
1/13/2011	9	1482.200
1/13/2011	13	1477.800
1/13/2011	6	1465.600
1/13/2011	14	1423.700
1/13/2011	17	1406.900
1/13/2011	20	1402.500
1/13/2011	18	1401.400
1/13/2011	16	1392.000
1/13/2011	19	1377.000
1/14/2011	18	1412.500
1/14/2011	11	1388.900
1/24/2011	7	1437.800
1/24/2011	6	1386.900
1/24/2011	10	1386.000
1/26/2011	17	1389.900
1/26/2011	18	1386.200
1/27/2011	7	1439.700
1/27/2011	6	1416.000
1/27/2011	8	1405.500
1/31/2011	18	1413.600
1/31/2011	19	1397.600
2/1/2011	7	1456.800
2/1/2011	13	1387.800

2/1/2011	12	1387.300
2/1/2011	15	1385.400
2/1/2011	8	1378.700
2/5/2011	20	1460.900
2/5/2011	18	1459.500
2/5/2011	19	1457.600
2/5/2011	21	1398.600
2/5/2011	17	1391.000
2/14/2011	9	1432.900
2/14/2011	10	1387.700
2/14/2011	8	1378.300
2/19/2011	18	1517.600
2/19/2011	17	1497.800
2/19/2011	19	1451.800
2/19/2011	12	1383.400
2/23/2011	19	1384.900
2/24/2011	12	1400.100
2/26/2011	7	1396.000
2/26/2011	8	1387.900
3/1/2011	13	1471.900
3/4/2011	18	1443.700
3/4/2011	21	1425.800
3/4/2011	17	1425.700
3/4/2011	20	1418.600
3/4/2011	19	1407.600
3/5/2011	17	1540.100
3/5/2011	18	1490.600
3/5/2011	16	1475.800
3/5/2011	15	1432.000
3/5/2011	19	1380.400
3/5/2011	9	1378.900
3/10/2011	11	1429.100
3/10/2011	18	1422.100
3/10/2011	16	1419.600
3/10/2011	8	1417.000
3/10/2011	19	1408.000

3/10/2011	12	1399.100
3/10/2011	10	1393.500
3/10/2011	9	1386.700
3/10/2011	17	1380.000
3/11/2011	7	1411.700
3/11/2011	8	1387.500
3/11/2011	12	1383.900
3/11/2011	9	1380.300
3/13/2011	19	1431.600
3/13/2011	20	1419.000
3/13/2011	9	1411.300
3/14/2011	7	1493.400
3/14/2011	8	1477.200
3/14/2011	15	1464.300
3/14/2011	6	1438.900
3/14/2011	14	1426.400
3/14/2011	9	1402.800
3/15/2011	19	1432.400
3/15/2011	18	1428.600
3/15/2011	5	1397.100
3/15/2011	8	1389.300
3/16/2011	18	1467.800
3/16/2011	7	1458.400
3/16/2011	10	1448.600
3/16/2011	17	1441.900
3/16/2011	9	1431.900
3/16/2011	8	1431.600
3/16/2011	12	1429.000
3/16/2011	15	1415.800
3/16/2011	19	1410.800
3/16/2011	14	1409.300
3/16/2011	11	1403.300
3/16/2011	13	1398.200
3/16/2011	20	1390.200
3/16/2011	6	1377.100
3/17/2011	17	1449.200

3/17/2011	7	1439.900
3/17/2011	8	1415.300
3/17/2011	9	1405.300
3/17/2011	11	1399.000
3/17/2011	14	1390.100
3/18/2011	11	1453.300
3/18/2011	13	1436.600
3/18/2011	10	1435.400
3/18/2011	7	1433.000
3/18/2011	12	1427.700
3/18/2011	14	1403.300
3/18/2011	9	1393.000
3/19/2011	8	1408.000
3/19/2011	10	1395.800
3/19/2011	19	1390.900
3/19/2011	9	1378.400
3/20/2011	18	1467.100
3/21/2011	13	1423.000
3/21/2011	11	1414.900
3/21/2011	12	1408.900
3/21/2011	19	1408.000
3/21/2011	10	1388.000
3/21/2011	14	1386.600
3/23/2011	6	1377.400
3/24/2011	2	1461.100
3/24/2011	7	1456.700
3/24/2011	6	1434.500
3/24/2011	9	1432.900
3/24/2011	8	1410.300
3/24/2011	10	1405.500
3/24/2011	4	1397.100
3/24/2011	12	1384.800
3/25/2011	14	1477.200
3/25/2011	18	1401.200
3/25/2011	17	1385.100
3/26/2011	7	1377.900

3/27/2011	19	1395.800
3/27/2011	8	1388.100
3/28/2011	10	1387.000
3/28/2011	11	1385.100
3/28/2011	7	1384.000
3/28/2011	6	1377.500
3/30/2011	6	1469.900
3/30/2011	7	1436.500
3/30/2011	14	1418.700
3/30/2011	13	1377.800
3/31/2011	6	1428.300
4/4/2011	12	1417.100
4/4/2011	9	1410.400
4/4/2011	13	1408.900
4/4/2011	11	1404.200
4/4/2011	15	1392.300
4/5/2011	10	1612.000
4/5/2011	7	1477.500
4/5/2011	9	1476.500
4/5/2011	11	1464.400
4/5/2011	8	1443.100
4/5/2011	14	1433.300
4/5/2011	13	1432.400
4/5/2011	12	1416.400
4/5/2011	6	1386.700
4/5/2011	16	1378.000
4/6/2011	10	1397.300
4/7/2011	7	1428.700
4/8/2011	18	1461.900
4/8/2011	9	1381.600
4/9/2011	9	1443.000
4/9/2011	10	1408.300
4/9/2011	13	1403.500
4/9/2011	12	1389.700
4/9/2011	11	1386.800
4/9/2011	14	1379.200

4/11/2011	14	1406.600
4/11/2011	11	1378.900
4/11/2011	15	1377.600
4/13/2011	9	1507.600
4/21/2011	20	1398.200
4/21/2011	18	1387.000
4/21/2011	19	1378.400
4/21/2011	17	1376.300
4/23/2011	10	1491.700
4/23/2011	12	1459.600
4/23/2011	11	1456.400
4/23/2011	19	1449.800
4/23/2011	20	1449.000
4/23/2011	13	1445.500
4/23/2011	15	1443.200
4/23/2011	17	1439.300
4/23/2011	16	1438.700
4/23/2011	2	1425.800
4/23/2011	18	1423.600
4/23/2011	7	1421.100
4/23/2011	9	1414.500
4/23/2011	14	1413.200
4/23/2011	4	1408.200
4/23/2011	21	1404.800
4/23/2011	23	1402.900
4/23/2011	8	1401.900
4/23/2011	22	1393.800
4/23/2011	5	1388.800
4/23/2011	6	1385.100
4/24/2011	19	1496.600
4/24/2011	20	1486.700
4/24/2011	17	1486.400
4/24/2011	12	1466.900
4/24/2011	9	1462.000
4/24/2011	13	1448.000
4/24/2011	14	1445.800

4/24/2011	10	1445.500
4/24/2011	11	1432.800
4/24/2011	7	1427.500
4/24/2011	6	1424.800
4/24/2011	8	1418.300
4/24/2011	21	1411.600
4/24/2011	3	1410.400
4/24/2011	18	1407.900
4/24/2011	5	1397.400
4/24/2011	22	1394.400
4/25/2011	18	1504.000
4/25/2011	13	1474.700
4/25/2011	15	1460.300
4/25/2011	14	1453.500
4/25/2011	12	1431.200
4/25/2011	9	1417.300
4/25/2011	6	1414.500
4/25/2011	8	1407.900
4/25/2011	19	1407.500
4/25/2011	23	1404.900
4/25/2011	10	1391.600
4/25/2011	7	1388.000
4/25/2011	17	1385.100
4/25/2011	11	1384.600
4/25/2011	20	1379.000
4/25/2011	5	1376.000
5/3/2011	10	1424.800
5/3/2011	14	1416.800
5/3/2011	20	1411.300
5/3/2011	15	1410.900
5/3/2011	13	1409.400
5/3/2011	18	1408.700
5/3/2011	17	1404.300
5/3/2011	21	1402.400
5/3/2011	19	1397.600
5/3/2011	23	1394.700

5/3/2011	22	1392.200
5/3/2011	9	1388.400
5/3/2011	12	1386.500
5/3/2011	16	1385.500
5/3/2011	11	1379.600
5/4/2011	9	1417.400
5/4/2011	20	1416.800
5/4/2011	7	1410.700
5/4/2011	21	1409.700
5/4/2011	18	1408.900
5/4/2011	6	1403.600
5/4/2011	8	1398.900
5/4/2011	19	1397.600
5/4/2011	17	1397.400
5/4/2011	1	1389.800
5/4/2011	0	1382.200
5/5/2011	17	1505.900
5/5/2011	19	1477.600
5/5/2011	18	1474.700
5/5/2011	16	1471.500
5/5/2011	20	1463.100
5/5/2011	15	1445.100
5/5/2011	21	1423.300
5/5/2011	9	1411.300
5/5/2011	10	1408.400
5/5/2011	23	1404.200
5/5/2011	13	1401.200
5/5/2011	11	1398.000
5/5/2011	7	1396.200
5/5/2011	8	1393.900
5/5/2011	22	1388.500
5/6/2011	2	1389.100
5/6/2011	0	1388.500
5/7/2011	17	1427.100
5/7/2011	21	1401.200
5/7/2011	18	1397.100

5/7/2011	20	1396.100
5/7/2011	13	1387.900
5/7/2011	19	1378.100
5/8/2011	13	1657.400
5/8/2011	16	1581.600
5/8/2011	12	1578.900
5/8/2011	19	1555.800
5/8/2011	18	1537.200
5/8/2011	17	1536.800
5/8/2011	14	1530.100
5/8/2011	11	1517.300
5/8/2011	15	1499.400
5/8/2011	20	1493.900
5/8/2011	10	1488.500
5/8/2011	21	1392.900
5/9/2011	6	1535.700
5/9/2011	5	1508.000
5/9/2011	20	1487.500
5/9/2011	21	1468.500
5/9/2011	4	1454.300
5/9/2011	19	1444.900
5/9/2011	22	1397.300
5/9/2011	18	1391.200
5/10/2011	13	1484.500
5/10/2011	12	1463.600
5/10/2011	14	1453.800
5/10/2011	0	1446.900
5/10/2011	11	1440.600
5/10/2011	22	1436.100
5/10/2011	10	1432.200
5/10/2011	9	1430.400
5/10/2011	18	1430.100
5/10/2011	16	1428.400
5/10/2011	15	1416.900
5/10/2011	19	1412.200
5/10/2011	6	1402.600

5/10/2011	5	1398.900
5/10/2011	8	1394.800
5/10/2011	17	1392.600
5/10/2011	23	1389.100
5/10/2011	20	1386.800
5/10/2011	2	1384.400
5/10/2011	4	1384.000
5/11/2011	23	1562.600
5/11/2011	22	1530.200
5/11/2011	19	1497.500
5/11/2011	21	1478.000
5/11/2011	20	1474.200
5/11/2011	13	1467.400
5/11/2011	8	1456.800
5/11/2011	12	1456.300
5/11/2011	18	1449.800
5/11/2011	17	1443.400
5/11/2011	11	1440.000
5/11/2011	16	1431.300
5/11/2011	7	1414.500
5/11/2011	4	1413.600
5/11/2011	14	1410.900
5/11/2011	5	1409.800
5/11/2011	10	1408.200
5/11/2011	9	1404.700
5/11/2011	15	1377.700
5/12/2011	19	1568.400
5/12/2011	18	1554.400
5/12/2011	17	1541.300
5/12/2011	20	1539.400
5/12/2011	0	1526.000
5/12/2011	16	1520.400
5/12/2011	11	1505.200
5/12/2011	12	1484.200
5/12/2011	9	1480.400
5/12/2011	3	1477.200

5/12/2011	10	1477.100
5/12/2011	15	1473.800
5/12/2011	8	1467.700
5/12/2011	2	1465.500
5/12/2011	14	1460.100
5/12/2011	13	1460.000
5/12/2011	21	1456.100
5/12/2011	22	1449.800
5/12/2011	7	1448.500
5/12/2011	23	1426.300
5/12/2011	4	1419.800
5/12/2011	6	1416.400
5/12/2011	5	1401.900
5/13/2011	17	1545.900
5/13/2011	20	1482.200
5/13/2011	18	1472.300
5/13/2011	10	1460.500
5/13/2011	19	1457.600
5/13/2011	21	1448.900
5/13/2011	16	1447.000
5/13/2011	11	1439.600
5/13/2011	22	1430.700
5/13/2011	13	1428.000
5/13/2011	23	1417.900
5/13/2011	9	1410.300
5/13/2011	14	1409.900
5/13/2011	15	1402.700
5/13/2011	5	1383.500
5/13/2011	6	1378.400
5/14/2011	12	1596.000
5/14/2011	13	1577.500
5/14/2011	14	1571.800
5/14/2011	8	1565.000
5/14/2011	11	1543.700
5/14/2011	9	1542.300
5/14/2011	7	1535.000

5/14/2011	15	1532.900
5/14/2011	10	1527.700
5/14/2011	6	1519.700
5/14/2011	16	1494.200
5/14/2011	18	1487.300
5/14/2011	4	1477.700
5/14/2011	17	1475.200
5/14/2011	3	1470.300
5/14/2011	5	1462.600
5/14/2011	2	1454.700
5/14/2011	0	1451.400
5/14/2011	19	1439.200
5/14/2011	1	1434.200
5/14/2011	20	1417.800
5/15/2011	10	1651.100
5/15/2011	9	1592.300
5/15/2011	15	1555.700
5/15/2011	14	1546.500
5/15/2011	12	1540.600
5/15/2011	11	1536.100
5/15/2011	13	1534.800
5/15/2011	16	1529.400
5/15/2011	17	1441.900
5/15/2011	18	1403.500
5/15/2011	19	1386.500
5/16/2011	16	1447.900
5/16/2011	9	1447.700
5/16/2011	8	1434.700
5/16/2011	7	1434.000
5/16/2011	10	1432.700
5/16/2011	14	1430.400
5/16/2011	12	1420.400
5/16/2011	15	1413.100
5/16/2011	13	1409.900
5/16/2011	11	1405.900
5/17/2011	18	1395.300

5/17/2011	19	1390.000
5/17/2011	17	1388.500
5/17/2011	13	1383.100
5/18/2011	8	1434.300
5/18/2011	9	1416.500
5/18/2011	6	1405.300
5/18/2011	13	1401.500
5/18/2011	5	1395.000
5/18/2011	15	1386.400
5/18/2011	7	1382.300
5/19/2011	17	1400.300
5/19/2011	16	1387.400
5/23/2011	15	1408.300
5/23/2011	21	1394.600
5/23/2011	18	1391.000
5/23/2011	22	1380.900
5/23/2011	19	1380.200
5/23/2011	20	1377.400
5/24/2011	13	1413.700
5/24/2011	12	1397.200
5/24/2011	19	1393.800
5/24/2011	17	1392.700
5/24/2011	18	1376.900
5/25/2011	15	1390.200
5/25/2011	10	1388.600
6/1/2011	22	1533.400
6/1/2011	23	1484.100
6/1/2011	19	1483.600
6/1/2011	21	1460.600
6/1/2011	20	1441.400
6/1/2011	18	1423.100
6/2/2011	8	1558.700
6/2/2011	11	1529.800
6/2/2011	19	1528.900
6/2/2011	16	1524.000
6/2/2011	12	1523.100

6/2/2011	9	1511.900
6/2/2011	0	1506.300
6/2/2011	17	1495.800
6/2/2011	15	1479.700
6/2/2011	13	1478.600
6/2/2011	10	1469.200
6/2/2011	3	1465.800
6/2/2011	2	1464.900
6/2/2011	1	1463.800
6/2/2011	14	1461.900
6/2/2011	7	1444.100
6/2/2011	18	1440.600
6/2/2011	20	1432.400
6/2/2011	4	1400.900
6/3/2011	9	1505.800
6/3/2011	8	1488.400
6/3/2011	7	1483.300
6/3/2011	10	1474.900
6/3/2011	11	1465.900
6/3/2011	13	1456.800
6/3/2011	14	1452.600
6/3/2011	12	1419.500
6/3/2011	15	1419.100
6/4/2011	15	1510.700
6/4/2011	17	1498.600
6/4/2011	21	1495.800
6/4/2011	16	1491.600
6/4/2011	14	1472.200
6/4/2011	18	1471.300
6/4/2011	19	1469.900
6/4/2011	22	1452.000
6/4/2011	20	1440.500
6/4/2011	13	1407.900
6/4/2011	23	1407.200
6/5/2011	12	1426.500
6/5/2011	19	1419.500

6/5/2011	11	1418.700
6/5/2011	18	1415.500
6/5/2011	13	1405.800
6/5/2011	0	1404.600
6/5/2011	20	1404.100
6/6/2011	17	1518.800
6/6/2011	20	1513.100
6/6/2011	18	1511.200
6/6/2011	16	1491.900
6/6/2011	19	1491.300
6/6/2011	7	1472.600
6/6/2011	13	1438.600
6/6/2011	15	1432.500
6/6/2011	22	1426.200
6/6/2011	10	1414.100
6/6/2011	9	1412.200
6/6/2011	23	1386.000
6/6/2011	8	1382.400
6/6/2011	14	1381.200
6/6/2011	21	1378.100
6/7/2011	8	1552.200
6/7/2011	9	1541.600
6/7/2011	7	1539.100
6/7/2011	10	1538.100
6/7/2011	11	1483.900
6/7/2011	12	1454.100
6/7/2011	14	1453.800
6/7/2011	15	1423.600
6/7/2011	13	1417.500
6/7/2011	17	1407.300
6/7/2011	16	1391.500
6/8/2011	8	1489.200
6/8/2011	21	1460.400
6/8/2011	12	1455.500
6/8/2011	14	1453.700
6/8/2011	17	1447.800

6/8/2011	22	1435.000
6/8/2011	19	1431.800
6/8/2011	11	1431.000
6/8/2011	18	1430.500
6/8/2011	20	1428.900
6/8/2011	15	1426.800
6/8/2011	16	1426.500
6/8/2011	13	1423.300
6/8/2011	10	1413.700
6/8/2011	9	1400.300
6/9/2011	8	1446.300
6/9/2011	13	1428.100
6/9/2011	11	1398.100
6/9/2011	9	1379.400
6/9/2011	10	1376.600
6/10/2011	18	1465.300
6/10/2011	19	1421.300
6/10/2011	10	1414.100
6/10/2011	11	1380.400
6/11/2011	9	1402.800
6/11/2011	10	1389.700
6/11/2011	18	1384.800
6/13/2011	18	1481.600
6/13/2011	8	1467.600
6/13/2011	9	1459.900
6/13/2011	14	1452.300
6/13/2011	17	1442.900
6/13/2011	15	1427.100
6/13/2011	11	1426.000
6/13/2011	10	1415.200
6/13/2011	16	1411.100
6/13/2011	19	1398.300
6/13/2011	12	1376.200
6/14/2011	12	1452.900
6/14/2011	11	1444.000
6/14/2011	9	1443.600

6/14/2011	13	1424.500
6/14/2011	10	1408.800
6/14/2011	14	1408.300
6/14/2011	15	1387.800
6/15/2011	9	1400.500
6/15/2011	10	1398.500
6/15/2011	15	1388.800
6/15/2011	17	1380.300
6/15/2011	14	1379.100
6/16/2011	17	1473.500
6/16/2011	7	1454.700
6/16/2011	8	1436.100
6/16/2011	16	1428.800
6/16/2011	15	1421.700
6/16/2011	18	1419.700
6/16/2011	9	1419.500
6/16/2011	12	1397.500
6/16/2011	10	1392.900
6/16/2011	14	1386.700
6/16/2011	6	1384.600
6/17/2011	7	1425.600
6/17/2011	9	1399.900
6/17/2011	12	1397.600
6/17/2011	10	1387.200
6/17/2011	14	1384.000
6/17/2011	13	1383.900
6/17/2011	15	1377.500
6/18/2011	9	1468.700
6/18/2011	14	1444.100
6/18/2011	19	1443.300
6/18/2011	13	1438.900
6/18/2011	20	1434.900
6/18/2011	10	1432.600
6/18/2011	17	1423.900
6/18/2011	18	1419.400
6/18/2011	16	1401.400

6/18/2011	11	1395.600
6/18/2011	15	1389.100
6/19/2011	13	1573.100
6/19/2011	14	1553.100
6/19/2011	11	1547.100
6/19/2011	12	1528.300
6/19/2011	15	1502.000
6/19/2011	17	1493.400
6/19/2011	16	1491.200
6/19/2011	18	1475.700
6/19/2011	19	1466.400
6/19/2011	20	1444.400
6/20/2011	7	1485.200
6/20/2011	17	1481.600
6/20/2011	18	1481.400
6/20/2011	16	1478.200
6/20/2011	14	1460.700
6/20/2011	15	1457.100
6/20/2011	8	1453.600
6/20/2011	10	1453.500
6/20/2011	11	1449.700
6/20/2011	19	1442.900
6/20/2011	9	1442.600
6/20/2011	12	1426.200
6/20/2011	13	1411.200
6/20/2011	21	1403.700
6/21/2011	14	1460.200
6/21/2011	13	1455.600
6/21/2011	11	1435.400
6/21/2011	18	1417.700
6/21/2011	12	1409.600
6/21/2011	15	1382.900
6/23/2011	12	1377.200
6/26/2011	16	1520.100
6/26/2011	19	1473.600
6/26/2011	18	1392.800

6/26/2011	17	1389.200
6/26/2011	20	1383.800
6/27/2011	15	1512.500
6/27/2011	14	1425.100
6/27/2011	13	1390.600
6/28/2011	17	1546.800
6/28/2011	16	1462.600
6/28/2011	14	1432.500
6/28/2011	18	1425.000
6/28/2011	15	1417.100
6/29/2011	13	1390.800
7/1/2011	18	1445.500
7/1/2011	19	1433.600
7/1/2011	17	1426.200
7/1/2011	16	1421.600
7/2/2011	9	1520.400
7/2/2011	10	1457.300
7/2/2011	11	1427.100
7/2/2011	12	1423.600
7/2/2011	13	1401.300
7/5/2011	9	1590.200
7/5/2011	10	1567.900
7/5/2011	15	1522.900
7/5/2011	8	1514.300
7/5/2011	11	1484.600
7/5/2011	12	1480.200
7/5/2011	14	1385.800
7/7/2011	10	1550.900
7/7/2011	11	1406.100
7/7/2011	12	1389.300
7/8/2011	9	1469.300
7/8/2011	10	1436.300
7/9/2011	10	1397.400
7/13/2011	11	1429.700
7/13/2011	12	1416.000
7/14/2011	5	1541.700

7/14/2011	7	1517.000
7/14/2011	9	1516.400
7/14/2011	8	1502.700
7/14/2011	6	1497.300
7/14/2011	10	1452.300
7/14/2011	16	1421.800
7/14/2011	15	1414.800
7/14/2011	14	1389.200
7/14/2011	17	1386.100
7/14/2011	19	1385.100
7/14/2011	12	1384.200
7/14/2011	20	1378.000
7/14/2011	11	1377.300
7/15/2011	12	1521.000
7/15/2011	11	1501.500
7/15/2011	10	1490.600
7/15/2011	6	1450.700
7/15/2011	9	1431.500
7/15/2011	13	1425.500
7/15/2011	14	1406.600
7/15/2011	8	1393.200
7/15/2011	7	1385.600
7/16/2011	8	1415.500
7/16/2011	19	1411.600
7/23/2011	13	1485.900
7/23/2011	12	1385.100
7/25/2011	23	1709.000
7/25/2011	22	1579.200
7/26/2011	7	1684.100
7/26/2011	9	1676.600
7/26/2011	13	1660.900
7/26/2011	10	1652.000
7/26/2011	12	1648.400
7/26/2011	11	1619.200
7/26/2011	14	1579.100
7/26/2011	8	1574.100

7/26/2011	16	1545.200
7/26/2011	17	1540.800
7/26/2011	15	1516.900
7/26/2011	18	1511.500
7/26/2011	22	1500.700
7/26/2011	20	1490.400
7/26/2011	1	1462.200
7/26/2011	19	1460.900
7/26/2011	2	1452.900
7/26/2011	6	1438.600
7/26/2011	0	1411.600
7/26/2011	21	1378.700
7/27/2011	14	1510.100
7/27/2011	11	1502.300
7/27/2011	13	1491.000
7/27/2011	10	1484.400
7/27/2011	9	1467.800
7/27/2011	12	1457.900
7/27/2011	8	1449.400
7/27/2011	15	1433.000
7/27/2011	7	1397.500
8/7/2011	15	1378.800
8/11/2011	15	1396.700
8/21/2011	12	1506.300
8/21/2011	11	1412.300
8/21/2011	10	1403.700
8/22/2011	18	1610.100
8/22/2011	17	1580.100
8/22/2011	19	1479.900
8/22/2011	16	1413.200
8/23/2011	10	1461.800
8/23/2011	9	1448.000
8/23/2011	19	1398.000
8/23/2011	11	1385.100
8/24/2011	16	1449.600
8/24/2011	18	1448.600

8/24/2011	21	1440.800
8/24/2011	17	1437.300
8/24/2011	19	1426.800
8/24/2011	13	1411.400
8/24/2011	14	1396.600
8/24/2011	15	1377.100
8/25/2011	18	1745.200
8/25/2011	19	1713.800
8/25/2011	17	1657.700
8/25/2011	16	1619.600
8/25/2011	15	1583.600
8/25/2011	14	1512.800
8/25/2011	20	1497.800
8/25/2011	21	1489.800
8/25/2011	11	1474.400
8/25/2011	12	1468.800
8/25/2011	10	1462.200
8/25/2011	13	1442.700
8/25/2011	9	1397.000
8/26/2011	15	1683.900
8/26/2011	19	1673.700
8/26/2011	18	1620.700
8/26/2011	13	1616.400
8/26/2011	14	1601.800
8/26/2011	11	1592.100
8/26/2011	12	1589.500
8/26/2011	16	1574.300
8/26/2011	20	1571.900
8/26/2011	17	1560.900
8/26/2011	21	1538.100
8/26/2011	10	1521.200
8/26/2011	9	1519.600
8/26/2011	7	1482.700
8/26/2011	22	1462.200
8/26/2011	8	1427.600
8/27/2011	7	1526.400

8/27/2011	19	1504.500
8/27/2011	9	1481.600
8/27/2011	20	1456.100
8/27/2011	17	1455.400
8/27/2011	8	1448.500
8/27/2011	18	1448.100
8/27/2011	16	1446.300
8/27/2011	6	1378.500
8/27/2011	14	1376.700
8/28/2011	15	1806.200
8/28/2011	10	1651.600
8/28/2011	11	1646.900
8/28/2011	14	1595.900
8/28/2011	12	1589.100
8/28/2011	9	1559.100
8/28/2011	13	1558.100
8/28/2011	16	1460.300
8/28/2011	8	1428.100
8/29/2011	17	2104.200
8/29/2011	18	2099.100
8/29/2011	16	2098.800
8/29/2011	19	1928.200
8/29/2011	15	1889.400
8/29/2011	14	1673.100
8/29/2011	20	1502.100
8/29/2011	13	1486.100
8/29/2011	11	1445.500
8/29/2011	6	1436.300
8/29/2011	12	1421.900
8/29/2011	8	1407.900
8/29/2011	7	1396.700
8/30/2011	6	1818.100
8/30/2011	8	1765.300
8/30/2011	7	1742.000
8/30/2011	10	1665.400
8/30/2011	9	1602.500

8/30/2011	13	1450.800
8/30/2011	11	1449.000
8/30/2011	5	1446.000
8/30/2011	12	1413.700
9/3/2011	9	1545.100
9/3/2011	8	1526.000
9/3/2011	21	1519.000
9/3/2011	23	1510.800
9/3/2011	22	1497.700
9/4/2011	0	1453.900
9/4/2011	1	1382.700
9/6/2011	17	1665.700
9/6/2011	18	1606.500
9/6/2011	20	1603.200
9/6/2011	13	1587.400
9/6/2011	19	1554.000
9/6/2011	16	1525.200
9/6/2011	12	1525.000
9/6/2011	14	1524.400
9/6/2011	11	1512.100
9/6/2011	8	1491.500
9/6/2011	10	1476.700
9/6/2011	9	1409.500
9/6/2011	15	1392.700
9/6/2011	21	1387.000
9/7/2011	15	1761.000
9/7/2011	7	1645.400
9/7/2011	8	1610.900
9/7/2011	11	1580.600
9/7/2011	10	1571.300
9/7/2011	14	1566.100
9/7/2011	9	1550.900
9/7/2011	12	1527.800
9/7/2011	13	1513.800
9/7/2011	6	1475.700
9/7/2011	16	1391.800

9/8/2011	17	1985.400
9/8/2011	18	1897.200
9/8/2011	16	1774.100
9/8/2011	15	1676.700
9/8/2011	19	1603.100
9/8/2011	21	1470.500
9/8/2011	20	1441.700
9/8/2011	22	1432.500
9/9/2011	13	1956.800
9/9/2011	12	1797.800
9/9/2011	14	1766.000
9/9/2011	19	1733.700
9/9/2011	11	1709.200
9/9/2011	20	1697.200
9/9/2011	15	1636.100
9/9/2011	10	1623.500
9/9/2011	9	1536.100
9/9/2011	18	1530.700
9/9/2011	17	1517.800
9/9/2011	21	1488.400
9/9/2011	16	1486.100
9/9/2011	8	1453.200
9/9/2011	0	1383.600
9/10/2011	19	1730.700
9/10/2011	17	1666.700
9/10/2011	13	1562.700
9/10/2011	11	1545.200
9/10/2011	16	1540.700
9/10/2011	14	1533.800
9/10/2011	10	1509.100
9/10/2011	15	1486.500
9/10/2011	12	1485.400
9/10/2011	9	1473.100
9/10/2011	18	1457.000
9/10/2011	20	1433.700
9/10/2011	8	1411.800

9/10/2011	21	1398.400
9/11/2011	16	1979.400
9/11/2011	19	1950.500
9/11/2011	17	1925.900
9/11/2011	18	1904.000
9/11/2011	20	1842.400
9/11/2011	15	1695.000
9/11/2011	13	1554.200
9/11/2011	14	1538.300
9/11/2011	12	1520.400
9/11/2011	11	1495.300
9/11/2011	21	1423.700
9/12/2011	18	1838.600
9/12/2011	19	1783.300
9/12/2011	17	1773.400
9/12/2011	13	1769.000
9/12/2011	12	1746.200
9/12/2011	11	1647.500
9/12/2011	16	1644.800
9/12/2011	20	1620.000
9/12/2011	15	1593.100
9/12/2011	10	1534.600
9/12/2011	14	1491.300
9/12/2011	9	1421.500
9/12/2011	7	1403.300
9/13/2011	12	1623.600
9/13/2011	11	1596.000
9/13/2011	13	1588.700
9/13/2011	14	1587.100
9/13/2011	15	1511.000
9/13/2011	10	1457.300
9/13/2011	7	1450.100
9/13/2011	16	1422.600
9/13/2011	9	1420.000
9/13/2011	8	1403.100
9/13/2011	20	1402.200

9/13/2011	18	1393.200
9/13/2011	19	1383.600
9/15/2011	18	1561.500
9/15/2011	19	1434.600
9/16/2011	18	1562.100
9/23/2011	20	1609.600
9/23/2011	19	1553.100
9/23/2011	9	1459.500
9/23/2011	10	1430.300
9/23/2011	21	1416.700
9/23/2011	11	1392.700
9/24/2011	17	1564.600
9/24/2011	18	1562.000
9/24/2011	10	1537.500
9/24/2011	12	1459.500
9/24/2011	11	1420.900
9/24/2011	16	1388.700
9/26/2011	10	1405.600
9/26/2011	9	1397.900
9/27/2011	7	1438.500
9/27/2011	8	1394.100
9/28/2011	6	1423.600
9/28/2011	9	1389.800
9/28/2011	15	1386.600
9/28/2011	20	1380.400
9/29/2011	5	1398.200
9/29/2011	7	1386.800
9/30/2011	8	1430.500
9/30/2011	18	1391.100
9/30/2011	9	1389.100
9/30/2011	11	1387.600
10/2/2011	20	1575.000
10/2/2011	18	1501.400
10/2/2011	19	1468.500
10/2/2011	21	1382.400
10/3/2011	8	1564.500

10/3/2011	6	1559.300
10/3/2011	11	1555.700
10/3/2011	12	1553.000
10/3/2011	9	1533.000
10/3/2011	7	1500.000
10/3/2011	10	1497.700
10/3/2011	15	1493.000
10/3/2011	18	1463.300
10/3/2011	16	1460.700
10/3/2011	14	1440.600
10/3/2011	19	1423.400
10/3/2011	17	1395.800
10/3/2011	5	1388.600
10/4/2011	12	1527.800
10/4/2011	6	1517.400
10/4/2011	8	1496.800
10/4/2011	11	1496.000
10/4/2011	9	1487.300
10/4/2011	7	1481.600
10/4/2011	10	1475.700
10/4/2011	13	1466.300
10/4/2011	14	1456.400
10/4/2011	15	1456.100
10/4/2011	16	1424.300
10/4/2011	19	1385.700
10/5/2011	10	1498.300
10/5/2011	11	1469.600
10/5/2011	7	1457.000
10/5/2011	9	1447.700
10/5/2011	12	1447.000
10/5/2011	14	1437.200
10/5/2011	13	1418.800
10/5/2011	6	1397.100
10/5/2011	15	1386.100
10/6/2011	11	1410.100
10/6/2011	7	1389.100

10/6/2011	8	1382.400
10/6/2011	6	1380.700
10/7/2011	19	1829.400
10/7/2011	20	1822.700
10/7/2011	18	1723.200
10/7/2011	10	1686.900
10/7/2011	9	1686.400
10/7/2011	17	1675.300
10/7/2011	8	1640.100
10/7/2011	23	1637.800
10/7/2011	21	1628.700
10/7/2011	12	1598.100
10/7/2011	11	1581.900
10/7/2011	14	1560.100
10/7/2011	16	1552.500
10/7/2011	13	1545.300
10/7/2011	7	1542.200
10/7/2011	22	1487.900
10/7/2011	15	1405.600
10/8/2011	16	2250.700
10/8/2011	11	2036.400
10/8/2011	18	2005.200
10/8/2011	13	1987.500
10/8/2011	9	1963.200
10/8/2011	10	1959.500
10/8/2011	14	1954.500
10/8/2011	8	1924.900
10/8/2011	7	1922.600
10/8/2011	17	1872.500
10/8/2011	19	1846.300
10/8/2011	4	1844.400
10/8/2011	12	1840.900
10/8/2011	15	1832.100
10/8/2011	5	1794.300
10/8/2011	20	1789.500
10/8/2011	21	1729.000

10/8/2011	6	1723.400
10/8/2011	3	1583.500
10/8/2011	0	1435.500
10/8/2011	2	1413.700
10/9/2011	14	1836.000
10/9/2011	13	1793.200
10/9/2011	12	1722.900
10/9/2011	11	1635.800
10/9/2011	16	1564.100
10/9/2011	10	1488.900
10/9/2011	18	1477.800
10/9/2011	7	1470.500
10/9/2011	8	1456.300
10/9/2011	15	1435.600
10/9/2011	17	1430.400
10/9/2011	9	1411.200
10/10/2011	14	1796.100
10/10/2011	13	1679.000
10/10/2011	15	1574.700
10/10/2011	7	1561.300
10/10/2011	16	1535.300
10/10/2011	12	1512.600
10/10/2011	17	1506.600
10/10/2011	8	1491.100
10/10/2011	9	1488.400
10/10/2011	18	1474.400
10/10/2011	10	1445.200
10/10/2011	11	1440.300
10/10/2011	19	1412.400
10/11/2011	15	1603.300
10/11/2011	13	1591.200
10/11/2011	14	1574.000
10/11/2011	17	1487.200
10/11/2011	16	1484.300
10/11/2011	18	1456.400
10/12/2011	13	1515.300

10/12/2011	17	1456.700
10/12/2011	14	1431.200
10/12/2011	18	1402.600
10/12/2011	15	1395.500
10/13/2011	13	1378.600
10/13/2011	12	1376.500
10/28/2011	11	1565.300
10/28/2011	12	1543.000
10/28/2011	10	1494.500
10/28/2011	13	1455.100
10/28/2011	14	1379.300
11/2/2011	20	2007.300
11/2/2011	19	1775.600
11/2/2011	21	1771.800
11/2/2011	17	1697.000
11/2/2011	16	1681.100
11/2/2011	18	1631.000
11/2/2011	15	1586.000
11/2/2011	23	1553.400
11/2/2011	22	1544.100
11/3/2011	17	1670.100
11/3/2011	18	1660.800
11/3/2011	16	1616.000
11/3/2011	19	1497.000
11/4/2011	14	1796.400
11/4/2011	15	1717.400
11/4/2011	13	1676.000
11/4/2011	8	1650.400
11/4/2011	7	1648.800
11/4/2011	6	1581.200
11/4/2011	9	1562.100
11/4/2011	12	1559.400
11/4/2011	17	1557.500
11/4/2011	16	1512.600
11/4/2011	19	1473.000
11/4/2011	20	1450.800

11/5/2011	21	1622.900
11/5/2011	19	1578.200
11/5/2011	18	1527.100
11/5/2011	9	1488.400
11/5/2011	20	1487.400
11/5/2011	10	1466.000
11/5/2011	8	1437.500
11/5/2011	22	1434.400
11/6/2011	18	2033.500
11/6/2011	19	1937.000
11/6/2011	20	1844.200
11/6/2011	21	1742.300
11/6/2011	17	1578.000
11/6/2011	22	1397.200
11/7/2011	13	1739.100
11/7/2011	14	1687.500
11/7/2011	12	1680.300
11/7/2011	10	1611.400
11/7/2011	9	1603.900
11/7/2011	11	1597.900
11/7/2011	15	1558.600
11/7/2011	8	1484.400
11/7/2011	16	1479.800
11/7/2011	17	1445.700
11/7/2011	7	1426.700
11/7/2011	18	1408.900
11/8/2011	14	1524.100
11/8/2011	13	1502.900
11/8/2011	15	1440.800
11/9/2011	18	1480.000
11/9/2011	17	1411.800
11/10/2011	18	1419.300
11/10/2011	19	1398.600
11/10/2011	7	1385.900
11/11/2011	13	1453.100
11/11/2011	10	1390.100

11/14/2011	18	1580.500
11/14/2011	20	1490.400
11/14/2011	19	1450.100
11/15/2011	18	1942.500
11/15/2011	19	1769.200
11/15/2011	9	1658.500
11/15/2011	10	1626.900
11/15/2011	11	1583.200
11/15/2011	17	1517.900
11/15/2011	20	1494.500
11/15/2011	12	1391.400
11/16/2011	17	1938.100
11/16/2011	18	1772.100
11/16/2011	10	1763.800
11/16/2011	9	1755.100
11/16/2011	8	1711.300
11/16/2011	11	1706.600
11/16/2011	12	1624.000
11/16/2011	16	1601.100
11/16/2011	20	1580.500
11/16/2011	19	1571.800
11/16/2011	21	1407.600
11/16/2011	7	1400.500
11/17/2011	8	1862.500
11/17/2011	7	1828.200
11/17/2011	9	1771.200
11/17/2011	10	1652.200
11/17/2011	6	1519.700
11/19/2011	17	1448.700
11/20/2011	18	1520.300
11/20/2011	17	1505.200
11/20/2011	19	1386.400
11/21/2011	14	1554.900
11/21/2011	13	1541.700
11/21/2011	12	1539.200
11/21/2011	15	1525.700

11/21/2011	16	1478.300
11/21/2011	11	1459.900
11/21/2011	9	1456.400
11/21/2011	19	1429.700
11/21/2011	17	1419.800
11/21/2011	10	1416.200
11/21/2011	18	1398.700
11/21/2011	8	1388.200
11/22/2011	18	1475.800
11/22/2011	17	1423.200
11/22/2011	10	1376.100
11/28/2011	19	1406.700
12/2/2011	20	1422.100
12/2/2011	21	1385.200
12/6/2011	18	1590.700
12/6/2011	17	1536.800
12/6/2011	19	1487.600
12/6/2011	16	1423.200
12/6/2011	11	1415.800
12/6/2011	10	1410.200
12/6/2011	9	1378.800
12/7/2011	21	1462.500
12/7/2011	19	1436.000
12/7/2011	8	1386.800
12/7/2011	9	1381.600
12/8/2011	19	1631.700
12/8/2011	18	1603.900
12/8/2011	9	1529.700
12/8/2011	17	1525.700
12/8/2011	20	1523.400
12/8/2011	21	1469.000
12/8/2011	8	1456.500
12/9/2011	9	1515.100
12/9/2011	10	1481.200
12/9/2011	8	1470.000
12/9/2011	19	1429.000

12/9/2011	18	1414.400
12/10/2011	8	1550.600
12/10/2011	9	1510.700
12/10/2011	10	1468.100
12/10/2011	7	1384.100
12/16/2011	15	1390.100
12/22/2011	17	1382.000
12/23/2011	9	1497.400
12/23/2011	10	1401.100
12/23/2011	17	1394.000
12/27/2011	9	1417.500
12/29/2011	20	1409.500

Joliet Unit 7

Date	Hour	Emission Rate (pounds SO₂/hour)
8/24/2010	7	2386.400
8/24/2010	6	2363.800
8/24/2010	8	2352.000
8/26/2010	18	2463.800
8/26/2010	19	2425.400
8/26/2010	16	2406.500
8/26/2010	17	2404.600
8/26/2010	20	2375.400
8/26/2010	21	2355.500
8/28/2010	13	2412.600
8/29/2010	15	2414.400
8/29/2010	14	2391.100
8/29/2010	13	2389.500
8/29/2010	11	2382.400
8/29/2010	16	2379.300
8/29/2010	12	2373.100
8/29/2010	17	2343.500
9/10/2010	10	3167.500
9/10/2010	9	3143.900
9/10/2010	11	3122.600
9/10/2010	8	3097.100
9/10/2010	7	3090.900
9/10/2010	12	2986.200
9/10/2010	14	2921.000
9/10/2010	6	2906.700
9/10/2010	18	2892.900
9/10/2010	15	2857.100
9/10/2010	19	2851.000
9/10/2010	16	2839.200
9/10/2010	13	2835.300
9/10/2010	17	2795.600
9/10/2010	5	2709.300

9/10/2010	20	2583.500
9/10/2010	21	2372.800
9/11/2010	20	2530.300
9/11/2010	19	2453.200
9/11/2010	11	2447.000
9/11/2010	12	2440.900
9/11/2010	21	2417.900
9/11/2010	13	2399.300
9/11/2010	18	2397.600
9/11/2010	17	2371.000
9/11/2010	23	2352.700
9/12/2010	0	2374.900
9/14/2010	11	2382.900
9/14/2010	12	2381.000
9/14/2010	7	2352.700
9/15/2010	10	2441.400
9/15/2010	11	2392.800
9/15/2010	12	2378.800
9/15/2010	9	2373.600
9/18/2010	18	2508.200
9/18/2010	17	2480.800
9/18/2010	19	2377.000
9/18/2010	16	2349.500
9/19/2010	10	2392.300
9/19/2010	16	2373.700
9/19/2010	17	2356.200
9/22/2010	12	2421.600
9/22/2010	11	2376.100
9/22/2010	10	2359.100
9/22/2010	17	2350.300
9/22/2010	14	2343.100
9/23/2010	12	2348.000
9/27/2010	19	2356.100
9/28/2010	14	2369.500
9/28/2010	13	2365.100
9/28/2010	12	2361.100

9/28/2010	10	2357.000
9/28/2010	11	2353.200
9/29/2010	19	3156.300
9/29/2010	18	3139.500
9/29/2010	17	3058.800
9/29/2010	20	2667.500
9/29/2010	16	2596.200
9/30/2010	9	3321.200
9/30/2010	10	3311.400
9/30/2010	11	3012.400
9/30/2010	12	2983.200
9/30/2010	14	2894.500
9/30/2010	13	2869.200
9/30/2010	18	2823.700
9/30/2010	15	2771.800
9/30/2010	8	2727.300
9/30/2010	16	2724.100
9/30/2010	17	2721.200
9/30/2010	19	2656.400
9/30/2010	7	2415.700
9/30/2010	20	2393.000
10/1/2010	10	3061.700
10/1/2010	11	2940.000
10/1/2010	12	2691.900
10/1/2010	9	2634.100
10/1/2010	13	2587.200
10/1/2010	14	2581.800
10/1/2010	15	2515.300
10/1/2010	16	2427.100
10/1/2010	7	2413.600
10/1/2010	8	2401.600
10/1/2010	17	2381.800
10/1/2010	19	2359.000
10/4/2010	18	2411.200
10/4/2010	19	2350.200
10/5/2010	11	2513.600

10/5/2010	19	2501.700
10/5/2010	17	2498.800
10/5/2010	10	2484.300
10/5/2010	15	2480.500
10/5/2010	14	2477.300
10/5/2010	13	2474.500
10/5/2010	12	2474.300
10/5/2010	18	2469.200
10/5/2010	16	2437.300
10/5/2010	9	2393.700
10/5/2010	7	2382.800
10/5/2010	8	2353.800
10/6/2010	10	2540.700
10/6/2010	11	2510.500
10/6/2010	16	2496.400
10/6/2010	14	2491.000
10/6/2010	19	2489.700
10/6/2010	18	2475.900
10/6/2010	12	2475.500
10/6/2010	13	2465.200
10/6/2010	17	2448.900
10/7/2010	9	2519.200
10/7/2010	8	2509.500
10/7/2010	13	2489.600
10/7/2010	12	2476.800
10/7/2010	11	2471.000
10/7/2010	14	2457.200
10/7/2010	10	2426.600
10/7/2010	17	2413.000
10/7/2010	15	2409.600
10/7/2010	19	2394.500
10/7/2010	18	2390.800
10/7/2010	16	2384.900
10/8/2010	10	2542.100
10/8/2010	11	2453.700
10/8/2010	14	2398.200

10/8/2010	12	2388.100
10/8/2010	18	2385.300
10/8/2010	16	2363.800
10/8/2010	17	2345.800
10/9/2010	14	3455.600
10/9/2010	13	3451.400
10/9/2010	11	3417.200
10/9/2010	10	3389.300
10/9/2010	12	3349.400
10/9/2010	9	3301.900
10/9/2010	15	3156.400
10/9/2010	8	3053.800
10/9/2010	18	2937.900
10/9/2010	17	2918.400
10/9/2010	16	2910.800
10/9/2010	19	2828.500
10/9/2010	4	2817.500
10/9/2010	20	2765.200
10/9/2010	21	2580.100
10/10/2010	19	2619.200
10/10/2010	18	2593.800
10/10/2010	10	2590.500
10/10/2010	9	2571.700
10/10/2010	11	2525.900
10/10/2010	14	2506.200
10/10/2010	12	2482.300
10/10/2010	13	2471.700
10/10/2010	15	2446.000
10/10/2010	17	2432.800
10/10/2010	20	2425.700
10/10/2010	16	2385.900
10/11/2010	8	2632.500
10/11/2010	9	2524.600
10/11/2010	17	2496.000
10/11/2010	15	2489.600
10/11/2010	10	2488.800

10/11/2010	14	2463.100
10/11/2010	11	2458.100
10/11/2010	7	2444.000
10/11/2010	12	2428.600
10/11/2010	13	2422.900
10/11/2010	18	2413.300
10/11/2010	19	2411.500
10/11/2010	16	2370.600
10/12/2010	5	2709.400
10/12/2010	7	2658.900
10/12/2010	6	2606.700
10/12/2010	8	2584.300
10/12/2010	4	2572.700
10/12/2010	11	2487.500
10/12/2010	16	2473.600
10/12/2010	15	2467.400
10/12/2010	9	2465.800
10/12/2010	10	2462.900
10/12/2010	12	2453.300
10/12/2010	14	2448.900
10/12/2010	17	2401.400
10/12/2010	13	2386.300
10/12/2010	19	2351.600
10/13/2010	16	2584.400
10/13/2010	17	2561.000
10/13/2010	20	2544.700
10/13/2010	18	2523.500
10/13/2010	19	2518.900
10/13/2010	21	2463.800
10/13/2010	8	2451.300
10/13/2010	4	2450.500
10/13/2010	12	2446.100
10/13/2010	15	2428.500
10/13/2010	13	2427.800
10/13/2010	14	2404.700
10/13/2010	5	2402.500

10/13/2010	2	2400.400
10/13/2010	9	2397.900
10/13/2010	7	2372.500
10/13/2010	11	2345.700
10/14/2010	17	2435.000
10/14/2010	18	2392.400
10/14/2010	9	2390.500
10/14/2010	8	2375.600
10/14/2010	16	2361.600
10/14/2010	7	2358.600
10/14/2010	10	2355.400
10/15/2010	12	2501.700
10/15/2010	13	2500.500
10/15/2010	10	2469.100
10/15/2010	11	2465.400
10/15/2010	17	2461.400
10/15/2010	16	2451.800
10/15/2010	9	2446.200
10/15/2010	7	2443.300
10/15/2010	18	2442.500
10/15/2010	20	2440.000
10/15/2010	15	2435.100
10/15/2010	19	2431.800
10/15/2010	8	2425.500
10/15/2010	14	2410.500
10/16/2010	17	2360.800
10/17/2010	21	2993.700
10/17/2010	20	2992.200
10/17/2010	19	2638.000
10/17/2010	18	2607.900
10/17/2010	22	2515.500
10/17/2010	17	2399.100
10/18/2010	10	3483.700
10/18/2010	11	3449.800
10/18/2010	13	3412.700
10/18/2010	12	3389.200

10/18/2010	9	3370.100
10/18/2010	7	3313.900
10/18/2010	8	3256.900
10/18/2010	19	3195.200
10/18/2010	18	3187.800
10/18/2010	20	3020.400
10/18/2010	17	3003.700
10/18/2010	14	2796.300
10/18/2010	6	2680.300
10/18/2010	15	2639.200
10/18/2010	21	2534.300
10/18/2010	16	2430.000
10/19/2010	11	2644.900
10/19/2010	9	2597.400
10/19/2010	12	2586.200
10/19/2010	5	2578.600
10/19/2010	10	2512.900
10/19/2010	6	2470.000
10/19/2010	8	2467.400
10/19/2010	7	2436.400
10/24/2010	13	2417.600
10/24/2010	12	2387.600
10/24/2010	10	2386.700
10/24/2010	11	2383.100
10/24/2010	14	2360.600
11/1/2010	7	2447.700
11/1/2010	8	2411.400
11/1/2010	9	2349.700
11/4/2010	17	2648.600
11/4/2010	18	2633.300
11/4/2010	16	2598.100
11/4/2010	19	2520.100
11/4/2010	15	2500.600
11/4/2010	9	2447.200
11/4/2010	10	2411.500
11/4/2010	14	2349.100

11/5/2010	7	2629.800
11/5/2010	6	2557.100
11/5/2010	8	2553.100
11/5/2010	9	2435.100
11/5/2010	10	2402.600
11/5/2010	11	2373.300
11/5/2010	15	2371.900
11/5/2010	14	2348.500
11/5/2010	16	2348.400
11/6/2010	17	2457.100
11/6/2010	10	2361.600
11/6/2010	9	2361.600
11/9/2010	18	2404.100
11/9/2010	10	2391.600
11/9/2010	11	2381.900
11/9/2010	13	2379.000
11/9/2010	9	2358.400
11/10/2010	18	2405.400
11/10/2010	17	2355.500
11/11/2010	9	2345.900
11/17/2010	17	2490.200
11/17/2010	18	2452.900
11/17/2010	19	2382.700
11/17/2010	20	2361.600
11/18/2010	10	2370.600
11/18/2010	9	2349.100
11/19/2010	17	2495.000
11/19/2010	18	2437.800
11/19/2010	19	2385.800
11/28/2010	18	2507.500
11/28/2010	17	2429.100
11/28/2010	19	2399.400
11/29/2010	16	2468.700
11/29/2010	17	2429.500
11/29/2010	18	2405.500
11/29/2010	20	2399.300

11/29/2010	10	2397.500
11/29/2010	21	2390.700
11/29/2010	8	2383.000
11/29/2010	9	2381.500
11/29/2010	11	2363.200
11/29/2010	12	2362.300
11/30/2010	16	2371.000
11/30/2010	9	2358.400
11/30/2010	17	2356.500
11/30/2010	18	2349.900
11/30/2010	10	2345.800
12/1/2010	21	2543.900
12/1/2010	20	2530.200
12/1/2010	18	2511.200
12/1/2010	19	2485.900
12/1/2010	17	2464.700
12/1/2010	9	2398.000
12/1/2010	8	2366.300
12/1/2010	16	2358.900
12/2/2010	7	2633.400
12/2/2010	8	2554.600
12/2/2010	10	2524.000
12/2/2010	14	2515.200
12/2/2010	15	2497.300
12/2/2010	9	2486.800
12/2/2010	16	2469.800
12/2/2010	12	2440.900
12/2/2010	17	2439.600
12/2/2010	11	2425.600
12/2/2010	18	2388.800
12/2/2010	19	2349.600
12/3/2010	14	2413.100
12/3/2010	13	2400.100
12/3/2010	10	2393.100
12/3/2010	15	2387.400
12/3/2010	11	2355.300

12/5/2010	19	2873.800
12/5/2010	20	2871.400
12/5/2010	18	2842.500
12/5/2010	17	2747.000
12/5/2010	23	2746.700
12/5/2010	21	2621.800
12/5/2010	22	2583.900
12/5/2010	16	2547.800
12/6/2010	7	2838.100
12/6/2010	8	2815.100
12/6/2010	9	2773.300
12/6/2010	10	2652.700
12/6/2010	6	2628.700
12/6/2010	12	2583.000
12/6/2010	11	2557.900
12/6/2010	13	2544.800
12/6/2010	14	2531.000
12/6/2010	0	2509.500
12/6/2010	5	2441.300
12/6/2010	15	2427.700
12/6/2010	16	2405.400
12/6/2010	18	2387.900
12/6/2010	17	2381.000
12/6/2010	1	2369.700
12/7/2010	23	2779.500
12/7/2010	18	2701.700
12/7/2010	17	2688.400
12/7/2010	19	2656.100
12/7/2010	20	2628.800
12/7/2010	12	2579.300
12/7/2010	13	2556.700
12/7/2010	11	2548.100
12/7/2010	22	2505.500
12/7/2010	15	2475.700
12/7/2010	14	2466.000
12/7/2010	16	2431.800

12/7/2010	9	2411.500
12/7/2010	10	2410.700
12/7/2010	8	2360.600
12/8/2010	10	2878.000
12/8/2010	11	2752.800
12/8/2010	7	2747.400
12/8/2010	0	2746.000
12/8/2010	9	2728.800
12/8/2010	3	2663.900
12/8/2010	2	2563.600
12/8/2010	5	2548.500
12/8/2010	4	2496.700
12/8/2010	1	2494.700
12/8/2010	18	2478.400
12/8/2010	19	2440.000
12/8/2010	17	2435.700
12/8/2010	6	2383.300
12/8/2010	8	2377.100
12/11/2010	18	2471.500
12/12/2010	18	2385.700
12/22/2010	17	2388.300
12/22/2010	18	2360.600

Joliet Unit 8

Date	Hour	Emission Rate (pounds SO₂/hour)
8/23/2010	14	2763.400
8/23/2010	20	2725.500
8/23/2010	15	2702.300
8/23/2010	16	2687.500
8/23/2010	9	2661.200
8/23/2010	11	2657.100
8/23/2010	21	2650.600
8/23/2010	10	2643.700
8/23/2010	17	2643.200
8/23/2010	13	2638.600
8/23/2010	12	2622.500
8/23/2010	19	2615.500
8/23/2010	8	2555.100
8/23/2010	7	2530.900
8/23/2010	18	2503.100
8/24/2010	7	2849.000
8/24/2010	6	2817.100
8/24/2010	8	2755.800
8/24/2010	11	2684.300
8/24/2010	10	2670.300
8/24/2010	9	2656.000
8/24/2010	12	2643.000
8/24/2010	16	2636.300
8/24/2010	13	2625.600
8/24/2010	17	2620.300
8/24/2010	14	2613.200
8/24/2010	15	2571.300
8/24/2010	18	2539.400
8/24/2010	5	2527.500
8/24/2010	20	2488.000
8/25/2010	18	2641.200
8/25/2010	12	2636.700
8/25/2010	11	2626.500
8/25/2010	13	2617.800
8/25/2010	16	2615.700
8/25/2010	17	2615.100
8/25/2010	19	2604.100

8/25/2010	15	2598.400
8/25/2010	14	2561.700
8/25/2010	20	2489.200
8/26/2010	16	3058.200
8/26/2010	18	3053.800
8/26/2010	17	2988.200
8/26/2010	19	2969.700
8/26/2010	20	2863.100
8/26/2010	15	2860.500
8/26/2010	21	2753.600
8/26/2010	14	2694.500
8/26/2010	10	2598.600
8/27/2010	16	2785.700
8/27/2010	11	2749.300
8/27/2010	10	2731.700
8/27/2010	17	2723.000
8/27/2010	15	2707.500
8/27/2010	12	2705.200
8/27/2010	19	2704.200
8/27/2010	13	2676.500
8/27/2010	14	2629.000
8/27/2010	20	2589.800
8/27/2010	18	2587.200
8/27/2010	21	2523.500
8/28/2010	13	2815.400
8/28/2010	12	2796.600
8/28/2010	14	2748.400
8/28/2010	15	2743.300
8/28/2010	16	2736.100
8/28/2010	17	2708.300
8/28/2010	9	2651.900
8/28/2010	10	2634.700
8/28/2010	11	2622.400
8/28/2010	18	2597.100
8/28/2010	23	2529.400
8/28/2010	20	2498.900
8/29/2010	11	2902.300
8/29/2010	15	2885.000
8/29/2010	13	2876.100
8/29/2010	16	2873.000
8/29/2010	14	2871.100

8/29/2010	12	2863.500
8/29/2010	10	2836.500
8/29/2010	17	2823.300
8/29/2010	18	2698.500
8/29/2010	9	2665.300
8/29/2010	8	2604.800
8/29/2010	20	2583.500
8/29/2010	19	2532.500
8/29/2010	21	2525.500
8/30/2010	12	2691.400
8/30/2010	11	2673.100
8/30/2010	13	2601.400
8/30/2010	9	2595.000
8/30/2010	14	2551.800
8/30/2010	6	2550.700
8/30/2010	10	2548.800
8/30/2010	17	2523.900
8/30/2010	15	2515.000
8/30/2010	7	2509.900
8/30/2010	8	2509.400
8/30/2010	19	2494.300
8/30/2010	16	2479.000
8/31/2010	18	2491.900
9/1/2010	16	2820.300
9/1/2010	18	2687.800
9/1/2010	15	2649.300
9/1/2010	19	2641.400
9/1/2010	17	2638.900
9/1/2010	20	2622.700
9/1/2010	10	2543.000
9/1/2010	14	2537.300
9/1/2010	11	2535.200
9/1/2010	12	2521.400
9/2/2010	0	2621.700
9/2/2010	17	2481.000
9/2/2010	19	2479.700
9/4/2010	20	2681.200
9/4/2010	19	2526.500
9/10/2010	10	3568.200
9/10/2010	9	3503.500
9/10/2010	8	3377.000

9/10/2010	11	3373.400
9/10/2010	7	3178.100
9/10/2010	18	3142.700
9/10/2010	12	3117.200
9/10/2010	14	3098.300
9/10/2010	19	3076.500
9/10/2010	13	3054.100
9/10/2010	15	3041.000
9/10/2010	17	2894.900
9/10/2010	16	2861.800
9/10/2010	20	2678.200
9/10/2010	6	2564.500
9/10/2010	21	2482.500
9/11/2010	20	2715.300
9/11/2010	12	2682.700
9/11/2010	19	2625.000
9/11/2010	11	2615.800
9/11/2010	18	2578.800
9/11/2010	13	2559.000
9/11/2010	21	2531.600
9/11/2010	17	2503.800
9/11/2010	10	2503.300
9/11/2010	14	2482.200
9/12/2010	0	2649.200
9/14/2010	12	2672.900
9/14/2010	10	2650.100
9/14/2010	9	2647.700
9/14/2010	11	2639.800
9/14/2010	15	2616.900
9/14/2010	14	2605.100
9/14/2010	7	2596.100
9/14/2010	13	2582.000
9/14/2010	16	2575.100
9/14/2010	8	2572.600
9/14/2010	17	2534.500
9/14/2010	18	2501.200
9/15/2010	10	2692.500
9/15/2010	11	2666.400
9/15/2010	12	2620.200
9/15/2010	7	2592.600
9/15/2010	13	2549.500

9/15/2010	15	2515.100
9/15/2010	14	2512.700
9/15/2010	9	2501.300
9/16/2010	7	2607.600
9/16/2010	8	2601.900
9/16/2010	11	2594.100
9/16/2010	9	2563.300
9/16/2010	16	2557.600
9/16/2010	12	2557.200
9/16/2010	10	2537.100
9/16/2010	17	2515.000
9/16/2010	15	2493.100
9/16/2010	18	2486.500
9/17/2010	13	2530.300
9/17/2010	10	2514.900
9/17/2010	9	2505.100
9/17/2010	11	2502.500
9/17/2010	12	2500.300
9/17/2010	17	2493.900
9/17/2010	14	2482.200
9/20/2010	16	2558.700
9/20/2010	17	2539.300
9/20/2010	19	2529.800
9/20/2010	18	2525.900
9/20/2010	15	2513.300
9/21/2010	18	2534.900
9/21/2010	17	2523.100
9/21/2010	14	2515.300
9/21/2010	10	2505.000
9/21/2010	11	2496.300
9/21/2010	15	2493.400
9/21/2010	16	2480.900
9/22/2010	12	2700.200
9/22/2010	11	2659.700
9/22/2010	10	2629.700
9/22/2010	18	2559.700
9/22/2010	19	2554.700
9/22/2010	17	2549.500
9/22/2010	8	2543.700
9/22/2010	14	2534.000
9/22/2010	9	2525.700

9/22/2010	13	2503.100
9/23/2010	12	2633.100
9/23/2010	11	2584.700
9/23/2010	17	2492.000
9/23/2010	16	2484.200
9/25/2010	10	2571.100
9/25/2010	8	2513.700
9/25/2010	9	2488.900
9/26/2010	19	2533.600
9/26/2010	18	2515.200
9/26/2010	17	2496.000
9/27/2010	10	2667.300
9/27/2010	11	2586.000
9/27/2010	19	2553.600
9/27/2010	18	2542.900
9/27/2010	12	2527.500
9/27/2010	20	2521.100
9/27/2010	9	2519.900
9/27/2010	23	2507.600
9/28/2010	7	2694.400
9/28/2010	10	2616.100
9/28/2010	8	2590.000
9/28/2010	11	2586.400
9/28/2010	13	2576.400
9/28/2010	12	2573.600
9/28/2010	14	2559.600
9/28/2010	9	2532.700
9/28/2010	15	2523.300
9/28/2010	6	2505.700
9/28/2010	4	2479.900
9/29/2010	19	3507.600
9/29/2010	18	3421.600
9/29/2010	17	3204.300
9/29/2010	16	2936.200
9/29/2010	20	2770.400
9/30/2010	9	3412.800
9/30/2010	10	3263.000
9/30/2010	12	3215.400
9/30/2010	11	3209.900
9/30/2010	13	3182.700
9/30/2010	14	3146.000

9/30/2010	18	3084.900
9/30/2010	15	3078.000
9/30/2010	8	3008.800
9/30/2010	17	2970.300
9/30/2010	19	2959.600
9/30/2010	16	2927.700
9/30/2010	7	2799.700
9/30/2010	20	2701.700
10/1/2010	10	3293.000
10/1/2010	11	3080.900
10/1/2010	12	2831.800
10/1/2010	9	2807.600
10/1/2010	13	2751.700
10/1/2010	14	2669.000
10/1/2010	15	2604.700
10/1/2010	8	2570.600
10/1/2010	16	2548.600
10/1/2010	17	2537.700
10/1/2010	7	2479.300
10/2/2010	18	2549.600
10/3/2010	18	2494.400
10/4/2010	5	2695.800
10/4/2010	6	2670.400
10/4/2010	7	2653.900
10/4/2010	8	2626.200
10/4/2010	9	2586.300
10/4/2010	19	2585.400
10/4/2010	17	2567.600
10/4/2010	18	2563.600
10/4/2010	16	2559.500
10/4/2010	12	2546.900
10/4/2010	0	2533.200
10/4/2010	15	2508.600
10/4/2010	13	2481.300
10/5/2010	6	2743.700
10/5/2010	7	2727.200
10/5/2010	10	2706.600
10/5/2010	19	2697.000
10/5/2010	14	2693.700
10/5/2010	18	2689.800
10/5/2010	17	2685.200

10/5/2010	11	2681.800
10/5/2010	9	2676.400
10/5/2010	13	2661.900
10/5/2010	16	2656.000
10/5/2010	15	2647.500
10/5/2010	12	2597.400
10/5/2010	8	2495.100
10/6/2010	17	2769.200
10/6/2010	18	2748.600
10/6/2010	15	2745.000
10/6/2010	14	2740.100
10/6/2010	11	2724.700
10/6/2010	16	2724.400
10/6/2010	19	2715.400
10/6/2010	13	2695.300
10/6/2010	10	2690.900
10/6/2010	12	2681.500
10/7/2010	12	2729.200
10/7/2010	9	2726.900
10/7/2010	11	2690.700
10/7/2010	13	2688.800
10/7/2010	8	2640.000
10/7/2010	10	2639.200
10/7/2010	17	2630.000
10/7/2010	14	2627.400
10/7/2010	15	2608.500
10/7/2010	16	2584.000
10/7/2010	18	2583.700
10/7/2010	19	2531.800
10/8/2010	10	2689.300
10/8/2010	11	2665.000
10/8/2010	17	2659.800
10/8/2010	18	2655.700
10/8/2010	16	2614.500
10/8/2010	15	2581.200
10/8/2010	12	2541.800
10/8/2010	13	2496.700
10/9/2010	13	3847.900
10/9/2010	14	3789.700
10/9/2010	12	3765.300
10/9/2010	11	3740.600

10/9/2010	10	3717.900
10/9/2010	9	3552.000
10/9/2010	15	3221.000
10/9/2010	16	2984.200
10/9/2010	17	2908.000
10/9/2010	18	2874.300
10/9/2010	19	2855.500
10/9/2010	4	2834.300
10/9/2010	8	2793.300
10/9/2010	20	2758.400
10/9/2010	21	2602.300
10/10/2010	18	2887.300
10/10/2010	19	2846.300
10/10/2010	10	2794.100
10/10/2010	13	2772.800
10/10/2010	11	2769.500
10/10/2010	14	2755.600
10/10/2010	15	2722.100
10/10/2010	17	2714.700
10/10/2010	12	2697.900
10/10/2010	16	2650.700
10/10/2010	9	2562.900
10/10/2010	20	2527.200
10/11/2010	8	2870.300
10/11/2010	10	2768.800
10/11/2010	17	2759.400
10/11/2010	9	2751.800
10/11/2010	15	2740.500
10/11/2010	11	2737.900
10/11/2010	14	2728.000
10/11/2010	12	2723.900
10/11/2010	18	2722.900
10/11/2010	13	2701.200
10/11/2010	22	2677.000
10/11/2010	16	2670.900
10/11/2010	19	2642.100
10/11/2010	7	2570.500
10/11/2010	23	2505.600
10/12/2010	5	2992.200
10/12/2010	6	2947.900
10/12/2010	7	2939.600

10/12/2010	8	2832.100
10/12/2010	16	2776.700
10/12/2010	15	2773.300
10/12/2010	14	2763.700
10/12/2010	4	2760.100
10/12/2010	17	2747.600
10/12/2010	9	2744.200
10/12/2010	10	2713.600
10/12/2010	11	2701.100
10/12/2010	12	2674.000
10/12/2010	13	2666.400
10/12/2010	19	2638.700
10/12/2010	18	2627.600
10/12/2010	20	2523.400
10/13/2010	18	2788.600
10/13/2010	17	2761.300
10/13/2010	19	2759.600
10/13/2010	8	2757.200
10/13/2010	9	2739.800
10/13/2010	10	2739.100
10/13/2010	20	2728.400
10/13/2010	12	2687.100
10/13/2010	11	2682.600
10/13/2010	15	2672.300
10/13/2010	16	2669.700
10/13/2010	14	2664.100
10/13/2010	7	2643.300
10/13/2010	13	2638.700
10/14/2010	8	2842.300
10/14/2010	18	2731.300
10/14/2010	9	2727.700
10/14/2010	7	2708.900
10/14/2010	17	2695.200
10/14/2010	10	2646.300
10/14/2010	11	2523.200
10/14/2010	16	2517.500
10/14/2010	13	2508.200
10/14/2010	14	2505.900
10/14/2010	15	2501.700
10/14/2010	12	2490.200
10/15/2010	7	2837.900

10/15/2010	6	2705.100
10/18/2010	21	3100.100
10/18/2010	20	3032.600
10/18/2010	22	2980.000
10/18/2010	19	2957.400
10/18/2010	13	2954.000
10/18/2010	23	2937.200
10/18/2010	12	2847.500
10/18/2010	18	2837.300
10/18/2010	17	2642.600
10/18/2010	10	2622.000
10/18/2010	11	2607.700
10/19/2010	12	3044.200
10/19/2010	11	2993.700
10/19/2010	13	2924.100
10/19/2010	6	2896.200
10/19/2010	14	2869.300
10/19/2010	15	2835.700
10/19/2010	10	2822.200
10/19/2010	7	2819.600
10/19/2010	16	2791.800
10/19/2010	17	2772.500
10/19/2010	8	2765.600
10/19/2010	18	2764.300
10/19/2010	19	2745.500
10/19/2010	9	2722.400
10/19/2010	0	2674.800
10/19/2010	5	2482.300
10/27/2010	7	2613.600
10/28/2010	13	2600.600
10/28/2010	19	2516.200
10/28/2010	17	2509.500
10/28/2010	15	2479.700
10/29/2010	14	2619.000
10/29/2010	17	2585.000
10/29/2010	16	2579.000
10/29/2010	13	2523.100
10/29/2010	15	2501.000
10/29/2010	11	2499.200
11/1/2010	6	2821.900
11/1/2010	7	2796.800

11/1/2010	8	2735.900
11/1/2010	17	2714.800
11/1/2010	18	2713.300
11/1/2010	9	2660.800
11/1/2010	19	2653.600
11/1/2010	10	2624.600
11/1/2010	5	2608.300
11/1/2010	11	2596.000
11/2/2010	17	2635.800
11/2/2010	18	2540.100
11/2/2010	19	2499.700
11/3/2010	16	2630.700
11/3/2010	17	2584.700
11/3/2010	15	2576.200
11/3/2010	13	2510.100
11/3/2010	18	2494.500
11/4/2010	17	3132.200
11/4/2010	18	3121.000
11/4/2010	16	3081.400
11/4/2010	20	2974.800
11/4/2010	21	2969.400
11/4/2010	19	2959.000
11/4/2010	15	2938.300
11/4/2010	9	2898.900
11/4/2010	10	2842.500
11/4/2010	8	2592.500
11/4/2010	11	2568.100
11/4/2010	6	2494.700
11/5/2010	7	2943.300
11/5/2010	6	2928.400
11/5/2010	8	2901.100
11/5/2010	9	2734.100
11/5/2010	10	2626.900
11/5/2010	17	2623.500
11/5/2010	16	2600.700
11/5/2010	12	2558.000
11/5/2010	18	2548.700
11/5/2010	11	2501.300
11/5/2010	14	2500.000
11/6/2010	17	2783.100
11/6/2010	6	2705.600

11/6/2010	0	2656.200
11/6/2010	10	2614.200
11/6/2010	7	2572.600
11/6/2010	18	2539.100
11/6/2010	9	2537.800
11/6/2010	11	2486.600
11/9/2010	13	2646.400
11/9/2010	18	2599.200
11/9/2010	12	2585.200
11/9/2010	17	2509.500
11/9/2010	9	2507.500
11/11/2010	7	2655.200
11/11/2010	10	2502.200
11/11/2010	11	2483.900
11/11/2010	9	2480.700
11/14/2010	19	2484.000
11/15/2010	18	2670.300
11/15/2010	17	2595.900
11/15/2010	9	2569.100
11/15/2010	10	2564.100
11/15/2010	19	2529.900
11/15/2010	11	2481.600
11/17/2010	17	2827.300
11/17/2010	18	2783.800
11/17/2010	19	2704.400
11/17/2010	20	2682.400
11/18/2010	9	2722.800
11/18/2010	8	2635.400
11/18/2010	10	2632.100
11/18/2010	17	2628.100
11/18/2010	15	2590.800
11/18/2010	16	2581.000
11/18/2010	18	2574.500
11/18/2010	12	2546.100
11/18/2010	20	2523.700
11/18/2010	19	2513.200
11/18/2010	14	2512.400
11/18/2010	11	2486.900
11/19/2010	18	2854.300
11/19/2010	19	2806.700
11/19/2010	17	2666.600

11/19/2010	20	2632.000
11/19/2010	9	2532.700
11/19/2010	10	2527.700
11/20/2010	10	2687.800
11/20/2010	17	2556.500
11/20/2010	18	2556.300
11/20/2010	11	2513.500
11/21/2010	18	2576.600
11/23/2010	15	2492.400
11/23/2010	16	2485.300
11/26/2010	17	2494.600
11/28/2010	19	2808.600
11/28/2010	18	2700.700
11/28/2010	11	2487.700
11/28/2010	17	2480.000
11/29/2010	10	2889.700
11/29/2010	16	2855.600
11/29/2010	11	2850.600
11/29/2010	12	2754.800
11/29/2010	18	2750.200
11/29/2010	9	2740.000
11/29/2010	17	2736.600
11/29/2010	19	2727.400
11/29/2010	8	2709.600
11/29/2010	20	2666.000
11/29/2010	21	2631.700
11/29/2010	7	2479.400
11/30/2010	17	2672.800
11/30/2010	16	2659.400
11/30/2010	18	2618.100
11/30/2010	9	2596.900
11/30/2010	10	2593.500
11/30/2010	13	2589.200
11/30/2010	15	2585.900
11/30/2010	11	2582.800
11/30/2010	12	2557.600
11/30/2010	19	2555.800
11/30/2010	14	2517.000
12/1/2010	20	2893.500
12/1/2010	19	2844.500
12/1/2010	21	2797.100

12/1/2010	18	2777.000
12/1/2010	17	2721.100
12/1/2010	16	2649.500
12/1/2010	22	2646.200
12/1/2010	15	2627.700
12/1/2010	8	2586.300
12/1/2010	14	2508.900
12/1/2010	7	2508.900
12/1/2010	9	2495.900
12/1/2010	13	2495.000
12/2/2010	7	2959.100
12/2/2010	8	2902.700
12/2/2010	9	2897.200
12/2/2010	14	2830.700
12/2/2010	10	2805.100
12/2/2010	15	2782.700
12/2/2010	12	2775.100
12/2/2010	11	2739.100
12/2/2010	17	2701.200
12/2/2010	16	2699.400
12/2/2010	18	2679.600
12/2/2010	13	2677.300
12/2/2010	6	2622.500
12/2/2010	19	2574.600
12/2/2010	20	2547.700
12/3/2010	15	2804.800
12/3/2010	14	2798.100
12/3/2010	13	2765.700
12/3/2010	12	2737.100
12/3/2010	16	2727.200
12/3/2010	17	2702.100
12/3/2010	11	2693.000
12/3/2010	10	2596.400
12/3/2010	18	2580.300
12/3/2010	7	2504.300
12/3/2010	9	2491.500
12/5/2010	18	3031.600
12/5/2010	19	3016.700
12/5/2010	20	2950.900
12/5/2010	17	2935.800
12/5/2010	22	2804.700

12/5/2010	21	2763.900
12/5/2010	23	2746.400
12/5/2010	16	2479.800
12/6/2010	9	2980.500
12/6/2010	8	2962.000
12/6/2010	10	2929.400
12/6/2010	7	2926.300
12/6/2010	6	2806.300
12/6/2010	18	2718.800
12/6/2010	11	2718.400
12/6/2010	14	2699.800
12/6/2010	17	2672.400
12/6/2010	12	2660.600
12/6/2010	19	2603.200
12/6/2010	16	2595.500
12/6/2010	15	2578.200
12/6/2010	13	2572.400
12/6/2010	0	2535.200
12/7/2010	18	2905.000
12/7/2010	17	2892.800
12/7/2010	19	2882.400
12/7/2010	20	2859.900
12/7/2010	12	2821.300
12/7/2010	11	2800.500
12/7/2010	13	2736.200
12/7/2010	23	2664.700
12/7/2010	22	2616.200
12/7/2010	21	2595.800
12/7/2010	9	2584.600
12/7/2010	10	2580.600
12/7/2010	15	2579.600
12/8/2010	10	2999.800
12/8/2010	11	2813.500
12/8/2010	7	2807.200
12/8/2010	9	2733.100
12/8/2010	17	2681.300
12/8/2010	18	2670.500
12/8/2010	12	2654.100
12/8/2010	19	2648.600
12/8/2010	6	2561.500
12/8/2010	5	2521.800

12/11/2010	18	2746.500
12/11/2010	17	2621.000
12/11/2010	16	2609.100
12/12/2010	17	2827.200
12/12/2010	18	2698.300
12/12/2010	19	2491.100
12/15/2010	18	2531.200
12/21/2010	18	2547.000
12/22/2010	18	2714.300
12/22/2010	16	2702.000
12/22/2010	17	2687.400
12/22/2010	19	2638.700
12/22/2010	20	2561.400
12/23/2010	16	2634.500
12/23/2010	7	2518.700
12/23/2010	17	2488.300
12/23/2010	15	2487.500
12/23/2010	11	2483.000
12/23/2010	8	2482.300
12/23/2010	6	2480.800
12/26/2010	20	2504.500
12/28/2010	13	2484.900
7/13/2011	18	2515.500
7/13/2011	15	2498.400
7/13/2011	17	2478.600
7/14/2011	9	2879.700
7/14/2011	11	2873.900
7/14/2011	7	2815.000
7/14/2011	12	2801.600
7/14/2011	8	2797.700
7/14/2011	13	2796.800
7/14/2011	14	2795.600
7/14/2011	15	2766.100
7/14/2011	10	2763.500
7/14/2011	16	2709.800
7/14/2011	6	2700.400
7/14/2011	5	2680.100
7/14/2011	17	2670.400
7/14/2011	18	2662.400
7/14/2011	19	2558.900
7/14/2011	20	2516.800

7/15/2011	9	2743.600
7/15/2011	8	2706.900
7/15/2011	10	2677.200
7/15/2011	14	2671.900
7/15/2011	13	2642.500
7/15/2011	11	2638.100
7/15/2011	15	2605.200
7/15/2011	12	2604.300
7/15/2011	16	2501.900
7/16/2011	14	2512.800
7/17/2011	16	2694.900
7/17/2011	15	2655.000
7/17/2011	19	2621.300
7/17/2011	13	2510.500
7/17/2011	11	2485.500
7/18/2011	17	2483.700
7/19/2011	13	2552.000
7/19/2011	9	2535.300
7/19/2011	12	2534.400
7/19/2011	16	2532.300
7/19/2011	10	2512.300
7/19/2011	8	2507.200
7/19/2011	7	2483.300
7/21/2011	13	2527.300
7/22/2011	10	2667.300
7/23/2011	15	2635.500
7/23/2011	13	2629.800
7/23/2011	14	2619.700
7/23/2011	12	2594.600
7/23/2011	17	2594.400
7/23/2011	16	2560.400
7/23/2011	11	2532.600
7/25/2011	20	2982.100
7/25/2011	22	2966.200
7/25/2011	19	2952.500
7/25/2011	18	2892.900
7/25/2011	17	2848.400
7/25/2011	23	2837.000
7/25/2011	21	2797.600
7/25/2011	16	2716.500
7/26/2011	11	2936.900

7/26/2011	13	2923.400
7/26/2011	14	2894.600
7/26/2011	15	2887.300
7/26/2011	12	2877.700
7/26/2011	0	2795.900
7/26/2011	16	2792.900
7/26/2011	17	2772.900
7/26/2011	6	2772.200
7/26/2011	1	2725.100
7/26/2011	2	2710.400
7/26/2011	7	2709.900
7/26/2011	5	2666.000
7/26/2011	20	2646.800
7/26/2011	19	2603.200
7/26/2011	10	2600.500
7/26/2011	18	2567.800
7/26/2011	21	2563.500
7/26/2011	3	2525.400
7/26/2011	22	2513.500
7/27/2011	9	2598.700
7/27/2011	8	2588.800
7/27/2011	22	2583.100
7/27/2011	10	2580.200
7/27/2011	11	2574.400
7/27/2011	7	2566.100
7/27/2011	15	2546.900
7/27/2011	18	2536.500
7/27/2011	20	2523.400
7/27/2011	23	2512.300
7/27/2011	12	2510.800
7/27/2011	16	2501.000
7/27/2011	17	2500.600
7/27/2011	19	2498.900
7/27/2011	14	2483.900
7/27/2011	21	2479.900
7/28/2011	8	2679.500
7/28/2011	17	2620.600
7/28/2011	16	2613.400
7/28/2011	7	2602.700
7/28/2011	15	2594.800
7/28/2011	6	2572.000

7/28/2011	14	2563.500
7/28/2011	5	2535.300
7/28/2011	18	2520.700
7/28/2011	9	2512.000
7/28/2011	19	2503.900
7/28/2011	12	2489.600
7/28/2011	13	2479.300
7/29/2011	15	2494.800
7/30/2011	11	2492.900
7/30/2011	10	2486.600
7/30/2011	12	2482.500
7/30/2011	14	2480.800
8/1/2011	18	2710.300
8/1/2011	16	2655.600
8/1/2011	17	2655.100
8/1/2011	15	2612.800
8/1/2011	20	2598.600
8/1/2011	19	2592.400
8/1/2011	14	2574.500
8/1/2011	12	2483.900
8/1/2011	21	2482.600
8/1/2011	13	2480.700
8/2/2011	19	2603.500
8/2/2011	18	2583.800
8/2/2011	20	2564.500
8/2/2011	7	2532.900
8/2/2011	15	2527.600
8/2/2011	16	2524.200
8/2/2011	14	2521.900
8/2/2011	17	2514.200
8/2/2011	13	2499.500
8/2/2011	6	2498.900
8/3/2011	19	2754.700
8/3/2011	20	2723.800
8/3/2011	22	2716.500
8/3/2011	18	2682.400
8/3/2011	21	2642.800
8/3/2011	14	2616.400
8/3/2011	15	2541.400
8/3/2011	23	2539.400
8/3/2011	17	2527.700

8/3/2011	9	2514.300
8/3/2011	13	2510.900
8/3/2011	7	2507.700
8/3/2011	11	2498.700
8/3/2011	10	2493.000
8/3/2011	12	2490.600
8/3/2011	8	2485.300
8/4/2011	11	2788.100
8/4/2011	12	2768.200
8/4/2011	14	2765.100
8/4/2011	10	2738.000
8/4/2011	8	2714.000
8/4/2011	13	2705.600
8/4/2011	9	2700.200
8/4/2011	15	2658.400
8/4/2011	7	2650.000
8/4/2011	6	2581.400
8/4/2011	5	2558.600
8/4/2011	16	2518.500
8/5/2011	13	2687.400
8/5/2011	14	2664.200
8/5/2011	10	2658.600
8/5/2011	12	2645.800
8/5/2011	11	2636.300
8/5/2011	9	2621.400
8/5/2011	15	2617.000
8/5/2011	17	2594.800
8/5/2011	18	2593.200
8/5/2011	16	2591.600
8/5/2011	20	2581.000
8/5/2011	19	2564.700
8/5/2011	7	2517.800
8/6/2011	11	2663.200
8/6/2011	12	2617.300
8/6/2011	13	2583.700
8/6/2011	10	2563.800
8/6/2011	9	2542.900
8/6/2011	8	2526.200
8/6/2011	14	2509.800
8/7/2011	14	2811.700
8/7/2011	11	2809.900

8/7/2011	12	2781.200
8/7/2011	15	2780.100
8/7/2011	13	2774.000
8/7/2011	10	2726.300
8/7/2011	17	2716.700
8/7/2011	18	2714.000
8/7/2011	16	2696.700
8/7/2011	19	2659.500
8/7/2011	9	2561.600
8/7/2011	2	2553.300
8/8/2011	12	2765.900
8/8/2011	13	2759.100
8/8/2011	11	2723.900
8/8/2011	8	2706.300
8/8/2011	9	2685.000
8/8/2011	10	2678.500
8/8/2011	14	2641.300
8/8/2011	15	2517.900
8/9/2011	10	2603.200
8/9/2011	14	2551.000
8/9/2011	18	2527.300
8/9/2011	16	2526.600
8/9/2011	15	2525.000
8/9/2011	12	2495.900
8/10/2011	10	2547.800
8/10/2011	11	2501.000
8/10/2011	9	2500.700
8/12/2011	14	2569.600
8/12/2011	13	2559.100
8/12/2011	10	2525.200
8/12/2011	9	2519.400
8/12/2011	12	2491.200
8/12/2011	16	2479.400
8/15/2011	16	2490.100
8/17/2011	10	2487.300
8/22/2011	17	2854.500
8/22/2011	12	2849.300
8/22/2011	18	2845.000
8/22/2011	16	2840.200
8/22/2011	15	2801.800
8/22/2011	13	2800.500

8/22/2011	19	2800.000
8/22/2011	11	2799.300
8/22/2011	14	2795.400
8/22/2011	9	2772.200
8/22/2011	8	2766.500
8/22/2011	10	2715.100
8/22/2011	7	2607.900
8/22/2011	20	2578.300
8/23/2011	11	2523.600
8/23/2011	17	2491.000
8/23/2011	12	2483.800
8/25/2011	19	2937.700
8/25/2011	20	2860.200
8/25/2011	21	2780.200
8/25/2011	18	2647.000
8/25/2011	22	2626.500
8/25/2011	12	2537.900
8/25/2011	11	2502.600
8/26/2011	13	2800.800
8/26/2011	15	2789.100
8/26/2011	11	2771.400
8/26/2011	9	2721.400
8/26/2011	10	2703.700
8/26/2011	12	2696.500
8/26/2011	14	2694.300
8/26/2011	8	2633.800
8/26/2011	16	2518.200
8/29/2011	17	2515.400
8/29/2011	16	2482.800
8/30/2011	17	2658.000
8/30/2011	18	2651.100
8/30/2011	19	2626.300
8/30/2011	13	2582.800
8/30/2011	14	2562.400
8/30/2011	16	2521.700
8/30/2011	12	2515.600
8/30/2011	15	2510.700
8/30/2011	11	2508.800
8/30/2011	10	2508.700
8/31/2011	17	2487.200
8/31/2011	16	2480.500

9/1/2011	12	2544.800
9/1/2011	11	2531.700
9/1/2011	10	2507.200
9/1/2011	8	2492.300
9/7/2011	11	2645.200
9/7/2011	10	2490.300
9/8/2011	19	2582.900
9/8/2011	18	2514.800
9/8/2011	17	2509.000
9/8/2011	20	2478.800
9/12/2011	7	2479.700
9/13/2011	6	2562.200
9/13/2011	14	2536.000
9/13/2011	12	2534.300
9/13/2011	15	2513.900
9/13/2011	13	2500.400
10/3/2011	6	2565.100
10/3/2011	13	2533.300
10/3/2011	14	2523.200
10/3/2011	12	2506.400
10/3/2011	17	2498.300
10/4/2011	13	2528.400
10/4/2011	12	2519.900
10/7/2011	9	2715.900
10/7/2011	10	2714.400
10/7/2011	12	2697.000
10/7/2011	13	2690.700
10/7/2011	11	2680.500
10/7/2011	17	2669.600
10/7/2011	18	2667.000
10/7/2011	16	2661.500
10/7/2011	15	2652.700
10/7/2011	19	2638.100
10/7/2011	8	2632.900
10/7/2011	14	2626.300
10/7/2011	20	2589.700
10/7/2011	6	2556.400
10/7/2011	7	2537.700
10/7/2011	5	2512.800
10/10/2011	13	2705.500
10/10/2011	14	2702.500

10/10/2011	17	2667.200
10/10/2011	15	2662.700
10/10/2011	16	2636.200
10/10/2011	18	2620.500
10/10/2011	10	2618.000
10/10/2011	12	2589.500
10/10/2011	9	2587.800
10/10/2011	11	2551.200
10/11/2011	14	2576.200
10/11/2011	13	2561.100
10/11/2011	15	2550.900
10/11/2011	12	2546.300
10/11/2011	11	2544.900
10/11/2011	10	2538.700
10/11/2011	18	2537.400
10/11/2011	9	2522.300
10/11/2011	8	2494.200
10/12/2011	9	2645.000
10/12/2011	13	2635.700
10/12/2011	10	2630.300
10/12/2011	14	2623.600
10/12/2011	12	2613.100
10/12/2011	11	2605.500
10/12/2011	15	2605.300
10/12/2011	18	2572.300
10/12/2011	20	2558.700
10/12/2011	19	2556.700
10/12/2011	21	2538.200
10/12/2011	17	2525.000
10/15/2011	10	2610.700
10/15/2011	9	2608.100
10/15/2011	19	2606.700
10/15/2011	12	2606.100
10/15/2011	8	2604.400
10/15/2011	18	2602.600
10/15/2011	16	2602.300
10/15/2011	11	2592.600
10/15/2011	17	2570.300
10/15/2011	20	2550.200
10/16/2011	18	2554.600
10/17/2011	8	2655.600

10/17/2011	9	2629.100
10/17/2011	10	2619.500
10/17/2011	7	2593.500
10/17/2011	11	2586.500
10/17/2011	12	2547.400
10/17/2011	14	2532.300
10/17/2011	6	2527.400
10/17/2011	15	2504.000
10/17/2011	13	2500.800
10/18/2011	6	3013.200
10/18/2011	7	2910.200
10/18/2011	8	2855.200
10/18/2011	11	2817.200
10/18/2011	9	2777.700
10/18/2011	5	2764.700
10/18/2011	10	2764.500
10/18/2011	12	2721.600
10/18/2011	15	2681.600
10/18/2011	14	2675.800
10/18/2011	16	2673.400
10/18/2011	13	2659.900
10/18/2011	17	2643.000
10/18/2011	18	2626.100
10/22/2011	17	2489.500
10/24/2011	11	2509.100
10/24/2011	12	2493.500
10/25/2011	17	2500.100
10/27/2011	19	2495.800
10/28/2011	10	2526.900
10/28/2011	17	2525.100
10/28/2011	12	2494.000
10/28/2011	16	2484.700
11/2/2011	16	2569.400
11/2/2011	17	2524.100
11/2/2011	15	2515.000
11/2/2011	19	2502.300
11/3/2011	17	2487.900
11/3/2011	18	2481.400
11/4/2011	6	2560.300
11/4/2011	7	2540.800
11/4/2011	13	2507.800

11/5/2011	10	2603.200
11/5/2011	18	2481.500
11/7/2011	9	2478.800
11/16/2011	7	2525.000
11/16/2011	8	2482.500

Powerton

Date	Hour	Emission Rate (pounds SO₂/hour)
8/23/2010	16	7223.499
8/23/2010	15	6950.700
8/23/2010	17	6808.100
8/23/2010	7	6773.100
8/23/2010	18	6746.400
8/23/2010	6	6686.299
8/23/2010	19	6679.800
8/23/2010	5	6662.700
8/23/2010	10	6571.200
8/23/2010	11	6506.900
8/23/2010	20	6480.700
8/23/2010	21	6478.300
8/23/2010	12	6375.200
8/23/2010	8	6308.300
8/23/2010	13	6304.599
8/23/2010	4	6252.300
8/23/2010	14	6218.600
8/23/2010	9	6143.500
8/23/2010	0	6130.100
8/24/2010	16	7107.099
8/24/2010	18	7083.700
8/24/2010	15	7064.900
8/24/2010	12	6995.100
8/24/2010	13	6993.899
8/24/2010	17	6916.399
8/24/2010	14	6885.200
8/24/2010	11	6879.600
8/24/2010	10	6815.300
8/24/2010	9	6524.801
8/24/2010	19	6511.900
8/24/2010	20	6489.100
8/24/2010	6	5979.700
8/25/2010	18	6235.000
8/25/2010	19	6221.099
8/25/2010	12	6212.400
8/25/2010	16	6159.200
8/25/2010	17	6152.000

8/25/2010	15	6139.900
8/25/2010	13	6135.000
8/25/2010	14	6117.700
8/25/2010	11	6106.300
8/26/2010	10	7425.000
8/26/2010	11	7341.200
8/26/2010	12	7243.800
8/26/2010	9	7230.000
8/26/2010	13	7117.100
8/26/2010	8	7074.400
8/26/2010	14	6974.801
8/26/2010	16	6972.800
8/26/2010	15	6950.201
8/26/2010	7	6921.401
8/26/2010	18	6632.800
8/26/2010	17	6616.300
8/26/2010	6	6518.000
8/26/2010	21	6464.600
8/26/2010	20	6353.700
8/26/2010	19	6302.200
8/27/2010	11	9408.800
8/27/2010	10	9337.800
8/27/2010	12	9145.200
8/27/2010	13	8860.800
8/27/2010	9	8510.201
8/27/2010	14	8015.001
8/27/2010	15	7114.599
8/27/2010	8	6865.000
8/27/2010	16	6825.200
8/27/2010	21	6239.400
8/27/2010	7	6164.100
8/27/2010	22	6129.600
8/27/2010	20	6067.200
8/27/2010	19	6044.900
8/28/2010	11	11207.701
8/28/2010	12	11018.999
8/28/2010	13	10229.900
8/28/2010	14	9948.500
8/28/2010	10	9934.400
8/28/2010	9	8738.400
8/28/2010	15	8648.601

8/28/2010	8	7738.400
8/28/2010	16	7735.401
8/28/2010	17	7072.200
8/28/2010	19	7059.200
8/28/2010	18	7003.101
8/28/2010	20	6845.500
8/28/2010	21	6694.800
8/28/2010	22	6640.200
8/28/2010	23	6056.600
8/29/2010	11	9076.100
8/29/2010	12	8907.600
8/29/2010	13	8496.500
8/29/2010	14	8367.100
8/29/2010	10	8330.201
8/29/2010	16	8262.701
8/29/2010	15	8195.100
8/29/2010	17	7815.201
8/29/2010	9	7719.801
8/29/2010	18	7670.300
8/29/2010	19	7257.000
8/29/2010	20	7188.701
8/29/2010	22	6949.600
8/29/2010	8	6922.500
8/29/2010	21	6643.800
8/29/2010	23	6593.500
8/29/2010	7	6363.400
8/30/2010	9	7173.000
8/30/2010	10	7122.700
8/30/2010	8	7037.300
8/30/2010	7	6875.099
8/30/2010	6	6832.501
8/30/2010	11	6813.900
8/30/2010	16	6591.900
8/30/2010	12	6589.401
8/30/2010	15	6488.699
8/30/2010	13	6459.799
8/30/2010	4	6457.601
8/30/2010	14	6386.500
8/30/2010	19	6377.400
8/30/2010	17	6365.301
8/30/2010	5	6358.100

8/30/2010	18	6331.901
8/30/2010	22	6278.901
8/30/2010	21	6252.700
8/30/2010	23	6194.300
8/30/2010	20	6155.300
8/30/2010	3	6130.700
8/30/2010	1	5978.601
8/31/2010	16	6834.100
8/31/2010	13	6818.300
8/31/2010	15	6694.501
8/31/2010	14	6692.800
8/31/2010	10	6690.101
8/31/2010	17	6686.601
8/31/2010	12	6685.900
8/31/2010	11	6654.201
8/31/2010	18	6634.399
8/31/2010	19	6561.801
8/31/2010	9	6524.100
8/31/2010	20	6489.200
8/31/2010	21	6458.500
8/31/2010	5	6276.699
8/31/2010	7	6201.700
8/31/2010	6	6162.799
8/31/2010	8	6161.200
9/1/2010	22	7391.300
9/1/2010	21	7008.000
9/1/2010	23	6840.700
9/1/2010	20	6402.801
9/1/2010	18	6383.500
9/1/2010	16	6355.100
9/1/2010	17	6297.000
9/1/2010	19	6248.300
9/1/2010	10	5979.200
9/2/2010	15	10570.500
9/2/2010	13	10550.499
9/2/2010	14	10197.599
9/2/2010	12	10150.699
9/2/2010	16	9796.400
9/2/2010	17	9340.600
9/2/2010	11	9288.500
9/2/2010	19	9036.100

9/2/2010	18	9026.700
9/2/2010	10	8573.800
9/2/2010	20	8466.901
9/2/2010	21	8309.099
9/2/2010	23	8054.200
9/2/2010	22	7935.600
9/2/2010	9	7354.200
9/2/2010	0	7275.100
9/2/2010	1	7251.600
9/2/2010	4	7003.499
9/2/2010	6	6978.200
9/2/2010	8	6967.300
9/2/2010	5	6965.801
9/2/2010	7	6898.500
9/2/2010	3	6734.999
9/2/2010	2	6141.200
9/3/2010	1	8372.100
9/3/2010	0	8278.999
9/3/2010	14	8162.600
9/3/2010	11	7970.999
9/3/2010	3	7960.400
9/3/2010	10	7953.601
9/3/2010	9	7778.900
9/3/2010	12	7654.800
9/3/2010	4	7591.300
9/3/2010	5	7572.200
9/3/2010	15	7546.900
9/3/2010	8	7268.400
9/3/2010	13	7221.001
9/3/2010	6	7158.400
9/3/2010	16	7049.500
9/3/2010	19	7027.101
9/3/2010	17	7020.000
9/3/2010	18	6972.499
9/3/2010	2	6858.100
9/3/2010	7	6723.799
9/3/2010	20	6634.200
9/5/2010	20	6641.300
9/5/2010	18	6510.200
9/5/2010	19	6425.701
9/5/2010	16	6315.200

9/5/2010	21	6301.599
9/5/2010	17	6257.400
9/5/2010	15	5993.501
9/6/2010	14	8563.600
9/6/2010	19	8186.900
9/6/2010	16	8056.600
9/6/2010	18	8008.400
9/6/2010	13	7823.601
9/6/2010	15	7668.800
9/6/2010	17	7661.600
9/6/2010	20	7311.000
9/6/2010	22	7257.999
9/6/2010	21	6736.400
9/6/2010	12	6190.200
9/6/2010	23	6088.401
9/6/2010	9	6064.599
9/7/2010	15	9775.000
9/7/2010	8	9493.400
9/7/2010	14	9023.699
9/7/2010	16	8973.300
9/7/2010	10	8623.000
9/7/2010	13	8372.101
9/7/2010	9	8283.700
9/7/2010	12	7913.800
9/7/2010	7	7787.100
9/7/2010	11	7612.600
9/7/2010	17	7477.099
9/7/2010	18	6664.300
9/7/2010	5	6562.300
9/7/2010	19	6492.099
9/7/2010	6	6411.000
9/7/2010	20	6388.001
9/8/2010	18	12530.000
9/8/2010	13	12026.400
9/8/2010	12	11906.900
9/8/2010	19	11511.700
9/8/2010	15	11393.099
9/8/2010	10	11339.800
9/8/2010	9	11288.400
9/8/2010	14	11256.199
9/8/2010	17	11080.300

9/8/2010	20	10927.899
9/8/2010	21	10568.099
9/8/2010	11	10498.301
9/8/2010	16	10400.801
9/8/2010	8	8428.200
9/8/2010	22	8273.800
9/8/2010	7	7639.100
9/8/2010	23	7603.601
9/8/2010	6	7546.500
9/8/2010	5	7148.500
9/9/2010	10	11475.901
9/9/2010	9	11273.700
9/9/2010	11	10972.000
9/9/2010	8	10817.401
9/9/2010	12	10132.601
9/9/2010	13	9962.399
9/9/2010	14	8971.600
9/9/2010	7	8832.199
9/9/2010	15	8387.301
9/9/2010	6	8021.100
9/9/2010	16	7669.400
9/9/2010	17	6429.600
9/9/2010	18	6429.100
9/9/2010	0	6161.500
9/11/2010	8	7141.099
9/11/2010	9	6880.000
9/11/2010	10	6679.201
9/11/2010	11	6357.199
9/11/2010	7	6281.201
9/11/2010	6	6215.900
9/13/2010	22	9843.601
9/13/2010	23	9691.200
9/13/2010	21	9580.501
9/13/2010	20	9516.400
9/13/2010	18	9429.300
9/13/2010	19	9372.000
9/13/2010	9	7953.499
9/13/2010	10	7943.200
9/13/2010	16	7851.000
9/13/2010	7	7768.299
9/13/2010	17	7741.300

9/13/2010	15	7577.200
9/13/2010	11	7574.300
9/13/2010	8	7566.700
9/13/2010	12	7536.100
9/13/2010	13	7529.100
9/13/2010	14	7479.101
9/13/2010	6	6935.099
9/13/2010	5	6478.601
9/14/2010	11	17759.499
9/14/2010	10	16570.800
9/14/2010	19	15785.100
9/14/2010	20	15632.700
9/14/2010	16	15146.300
9/14/2010	21	14794.401
9/14/2010	18	14343.700
9/14/2010	17	14090.500
9/14/2010	8	13942.001
9/14/2010	22	12875.400
9/14/2010	15	12311.699
9/14/2010	12	12242.100
9/14/2010	9	11465.899
9/14/2010	23	10695.100
9/14/2010	13	10459.600
9/14/2010	14	9764.600
9/14/2010	0	9414.700
9/14/2010	7	9069.899
9/14/2010	1	8034.700
9/14/2010	2	7757.600
9/14/2010	6	7549.000
9/14/2010	5	7121.500
9/14/2010	3	7082.400
9/14/2010	4	6758.201
9/15/2010	22	10505.800
9/15/2010	13	10434.300
9/15/2010	23	9375.401
9/15/2010	21	9142.100
9/15/2010	14	9007.700
9/15/2010	17	8722.000
9/15/2010	12	8468.800
9/15/2010	15	8092.601
9/15/2010	16	8077.300

9/15/2010	20	7626.800
9/15/2010	11	7488.101
9/15/2010	18	7245.500
9/15/2010	19	7233.200
9/15/2010	10	7106.800
9/15/2010	0	6952.699
9/15/2010	7	6633.799
9/15/2010	6	6597.999
9/15/2010	9	6526.699
9/15/2010	1	6510.200
9/15/2010	8	6166.000
9/16/2010	19	20094.999
9/16/2010	18	19563.800
9/16/2010	20	18193.700
9/16/2010	21	16841.499
9/16/2010	17	15944.901
9/16/2010	22	14499.100
9/16/2010	8	12461.001
9/16/2010	9	12458.800
9/16/2010	10	11675.100
9/16/2010	0	10326.901
9/16/2010	2	10308.001
9/16/2010	7	10284.900
9/16/2010	16	10155.300
9/16/2010	1	10151.599
9/16/2010	11	9937.300
9/16/2010	6	9884.400
9/16/2010	3	9620.300
9/16/2010	23	9580.400
9/16/2010	12	8980.100
9/16/2010	4	8692.100
9/16/2010	13	8178.300
9/16/2010	15	8155.700
9/16/2010	5	8127.699
9/16/2010	14	7386.101
9/17/2010	19	16573.601
9/17/2010	18	16444.300
9/17/2010	20	16351.500
9/17/2010	21	14634.801
9/17/2010	17	12931.700
9/17/2010	9	11661.800

9/17/2010	10	11481.500
9/17/2010	16	10206.400
9/17/2010	13	10038.800
9/17/2010	8	9729.100
9/17/2010	12	9709.500
9/17/2010	22	9693.800
9/17/2010	11	9580.600
9/17/2010	15	9431.699
9/17/2010	14	9345.499
9/17/2010	6	9006.900
9/17/2010	7	8954.800
9/17/2010	5	8029.799
9/17/2010	23	7772.800
9/17/2010	0	7468.600
9/17/2010	4	6247.700
9/17/2010	1	6160.000
9/18/2010	18	10234.699
9/18/2010	17	9971.100
9/18/2010	19	9847.200
9/18/2010	16	9450.200
9/18/2010	15	8849.399
9/18/2010	20	8569.200
9/18/2010	12	8347.600
9/18/2010	13	8282.200
9/18/2010	14	8055.701
9/18/2010	21	7587.700
9/18/2010	11	7448.400
9/18/2010	22	7215.000
9/18/2010	10	7210.000
9/18/2010	9	7102.900
9/18/2010	8	6912.700
9/18/2010	7	6673.000
9/18/2010	0	6143.000
9/19/2010	15	8014.400
9/19/2010	16	7781.200
9/19/2010	12	7760.201
9/19/2010	19	7733.801
9/19/2010	17	7717.400
9/19/2010	11	7544.800
9/19/2010	14	7493.000
9/19/2010	18	7470.299

9/19/2010	13	7432.800
9/19/2010	10	7178.100
9/19/2010	9	6573.300
9/19/2010	8	6049.301
9/20/2010	18	8896.300
9/20/2010	17	8617.200
9/20/2010	16	8503.101
9/20/2010	19	8498.400
9/20/2010	15	8331.800
9/20/2010	14	8147.100
9/20/2010	13	8140.401
9/20/2010	20	8003.800
9/20/2010	21	7870.700
9/20/2010	12	7752.800
9/20/2010	10	7689.600
9/20/2010	11	7558.100
9/20/2010	9	7433.700
9/20/2010	8	7417.400
9/20/2010	7	7332.201
9/20/2010	6	6849.200
9/20/2010	5	6377.200
9/21/2010	10	7942.100
9/21/2010	12	7877.800
9/21/2010	13	7868.000
9/21/2010	11	7851.801
9/21/2010	16	7728.300
9/21/2010	14	7717.599
9/21/2010	15	7673.101
9/21/2010	7	7669.800
9/21/2010	18	7606.300
9/21/2010	9	7585.900
9/21/2010	17	7567.400
9/21/2010	8	7477.800
9/21/2010	19	7410.300
9/21/2010	23	7369.800
9/21/2010	21	7294.200
9/21/2010	22	7155.500
9/21/2010	20	7141.401
9/21/2010	5	7140.001
9/21/2010	6	7020.299
9/21/2010	4	6094.400

9/22/2010	14	9397.999
9/22/2010	13	9133.101
9/22/2010	16	8898.601
9/22/2010	15	8840.899
9/22/2010	17	8697.000
9/22/2010	18	8528.401
9/22/2010	12	8436.600
9/22/2010	19	8221.099
9/22/2010	11	8124.500
9/22/2010	10	7868.300
9/22/2010	21	7738.699
9/22/2010	20	7651.899
9/22/2010	0	7396.700
9/22/2010	8	7389.300
9/22/2010	9	7307.600
9/22/2010	5	7002.799
9/22/2010	6	6924.999
9/22/2010	7	6898.899
9/22/2010	4	6859.100
9/23/2010	16	7710.701
9/23/2010	17	7536.999
9/23/2010	19	7466.399
9/23/2010	18	7388.300
9/23/2010	20	7332.400
9/23/2010	15	7307.400
9/23/2010	12	7277.000
9/23/2010	21	7221.899
9/23/2010	13	7189.001
9/23/2010	11	6937.400
9/23/2010	14	6603.000
9/23/2010	8	6484.500
9/23/2010	22	6088.001
9/24/2010	5	6984.000
9/24/2010	4	6739.600
9/24/2010	6	6166.001
9/24/2010	7	6138.900
9/28/2010	16	7373.901
9/28/2010	13	7288.600
9/28/2010	14	7247.900
9/28/2010	15	7230.000
9/28/2010	17	7209.600

9/28/2010	18	7160.800
9/28/2010	12	7076.500
9/28/2010	11	6986.201
9/28/2010	19	6980.900
9/28/2010	10	6879.100
9/28/2010	7	6349.000
9/28/2010	20	6249.500
9/28/2010	9	6167.400
9/28/2010	8	6147.400
9/29/2010	18	8155.400
9/29/2010	19	8067.000
9/29/2010	17	8031.300
9/29/2010	8	7948.600
9/29/2010	10	7709.099
9/29/2010	9	7689.900
9/29/2010	16	7583.801
9/29/2010	12	7567.301
9/29/2010	15	7535.300
9/29/2010	14	7421.201
9/29/2010	11	7338.300
9/29/2010	7	6958.300
9/29/2010	13	6667.400
9/29/2010	20	6336.700
9/30/2010	17	7961.600
9/30/2010	16	7626.399
9/30/2010	19	7610.801
9/30/2010	18	7577.301
9/30/2010	10	7569.800
9/30/2010	8	7497.601
9/30/2010	12	7442.000
9/30/2010	13	7427.200
9/30/2010	20	7381.500
9/30/2010	9	7342.500
9/30/2010	15	7328.001
9/30/2010	11	7316.201
9/30/2010	14	7308.600
9/30/2010	7	6955.499
9/30/2010	21	6744.301
9/30/2010	6	6145.100
10/1/2010	10	7499.601
10/1/2010	9	7428.700

10/1/2010	11	7390.599
10/1/2010	16	7383.700
10/1/2010	8	7373.800
10/1/2010	13	7366.700
10/1/2010	7	7342.100
10/1/2010	12	7320.999
10/1/2010	17	7303.500
10/1/2010	18	7302.100
10/1/2010	15	7275.300
10/1/2010	14	7177.299
10/1/2010	19	7140.000
10/1/2010	6	6957.300
10/1/2010	20	6065.500
10/2/2010	18	7077.300
10/2/2010	17	6579.201
10/2/2010	19	6156.799
10/2/2010	8	5999.999
10/3/2010	17	6922.900
10/3/2010	19	6758.201
10/3/2010	18	6646.901
10/3/2010	21	6524.700
10/3/2010	20	6299.099
10/3/2010	16	6241.800
10/3/2010	23	6212.400
10/4/2010	16	15488.000
10/4/2010	15	12199.301
10/4/2010	17	11731.900
10/4/2010	18	8831.000
10/4/2010	19	7866.701
10/4/2010	5	7448.299
10/4/2010	4	7361.100
10/4/2010	21	7331.799
10/4/2010	14	7314.600
10/4/2010	9	7313.999
10/4/2010	7	7298.100
10/4/2010	8	7296.099
10/4/2010	20	7282.800
10/4/2010	6	7267.100
10/4/2010	10	7197.600
10/4/2010	0	7181.601
10/4/2010	11	7179.900

10/4/2010	13	7160.600
10/4/2010	12	7033.300
10/4/2010	1	6959.300
10/4/2010	22	6454.200
10/4/2010	3	6445.000
10/4/2010	2	6367.100
10/5/2010	18	16328.999
10/5/2010	17	15027.801
10/5/2010	16	15013.200
10/5/2010	19	14207.501
10/5/2010	15	11319.601
10/5/2010	14	11206.800
10/5/2010	12	10496.700
10/5/2010	11	10385.301
10/5/2010	8	10062.600
10/5/2010	13	9987.499
10/5/2010	10	9136.000
10/5/2010	7	8978.999
10/5/2010	9	8903.101
10/5/2010	20	8743.700
10/5/2010	6	8373.601
10/5/2010	21	7970.900
10/5/2010	22	7606.300
10/5/2010	23	7108.200
10/5/2010	5	6967.900
10/5/2010	4	6000.999
10/6/2010	11	11249.201
10/6/2010	12	9900.400
10/6/2010	13	8419.001
10/6/2010	10	8288.101
10/6/2010	21	7950.899
10/6/2010	22	7914.000
10/6/2010	15	7817.200
10/6/2010	14	7808.600
10/6/2010	23	7719.900
10/6/2010	16	7560.100
10/6/2010	9	7202.099
10/6/2010	8	7033.999
10/6/2010	17	7031.199
10/6/2010	20	7013.499
10/6/2010	18	6931.100

10/6/2010	19	6925.200
10/7/2010	10	7870.901
10/7/2010	7	7589.900
10/7/2010	8	7429.700
10/7/2010	12	7406.600
10/7/2010	13	7382.600
10/7/2010	14	7332.800
10/7/2010	16	7312.700
10/7/2010	6	7266.600
10/7/2010	11	7257.500
10/7/2010	15	7229.099
10/7/2010	17	7110.700
10/7/2010	18	7014.000
10/7/2010	19	6695.300
10/7/2010	20	6158.401
10/8/2010	12	11910.799
10/8/2010	13	11554.000
10/8/2010	16	11016.100
10/8/2010	11	10739.000
10/8/2010	14	10673.700
10/8/2010	17	10395.901
10/8/2010	15	10313.500
10/8/2010	10	10192.600
10/8/2010	9	8740.100
10/8/2010	18	8300.799
10/8/2010	19	7835.200
10/8/2010	20	7607.200
10/8/2010	8	7560.101
10/8/2010	21	7076.900
10/8/2010	6	6743.900
10/8/2010	7	6533.200
10/8/2010	22	6294.400
10/8/2010	5	6060.700
10/12/2010	13	6291.300
10/13/2010	23	8597.600
10/13/2010	20	8215.300
10/13/2010	19	8069.200
10/13/2010	21	7378.200
10/13/2010	16	6401.700
10/13/2010	18	6322.100
10/13/2010	14	6252.700

10/13/2010	22	6083.000
10/14/2010	4	8215.100
10/14/2010	6	7923.900
10/14/2010	7	7890.600
10/14/2010	5	7888.500
10/14/2010	16	7314.200
10/14/2010	13	6857.000
10/14/2010	3	6826.100
10/14/2010	17	6815.100
10/14/2010	12	6759.600
10/14/2010	10	6668.600
10/14/2010	11	6613.600
10/14/2010	8	6525.300
10/14/2010	15	6433.400
10/14/2010	18	6142.600
10/14/2010	14	6102.100
10/15/2010	10	9434.500
10/15/2010	9	8326.600
10/15/2010	22	7274.500
10/15/2010	21	6983.800
10/15/2010	23	6306.200
10/16/2010	0	7735.900
10/20/2010	6	6283.501
10/21/2010	19	7434.200
10/21/2010	6	7088.400
10/21/2010	20	6658.900
10/21/2010	5	6598.300
10/21/2010	18	6534.001
10/21/2010	7	6500.000
10/21/2010	21	6347.900
10/21/2010	8	6195.400
10/21/2010	12	6129.400
10/21/2010	9	6103.501
10/22/2010	7	7655.801
10/22/2010	6	7613.200
10/22/2010	5	7599.500
10/22/2010	8	7512.800
10/22/2010	10	7341.600
10/22/2010	11	7031.600
10/22/2010	9	6991.600
10/22/2010	13	6956.299

10/22/2010	18	6911.500
10/22/2010	19	6907.701
10/22/2010	12	6897.100
10/22/2010	17	6874.900
10/22/2010	15	6701.101
10/22/2010	14	6697.200
10/22/2010	16	6593.001
10/24/2010	17	6915.001
10/24/2010	18	6839.201
10/24/2010	19	6827.500
10/24/2010	14	6737.400
10/24/2010	8	6706.000
10/24/2010	10	6670.600
10/24/2010	12	6618.200
10/24/2010	11	6614.800
10/24/2010	9	6550.100
10/24/2010	15	6491.701
10/24/2010	13	6488.600
10/24/2010	7	6439.100
10/24/2010	20	6029.800
10/25/2010	12	7196.800
10/25/2010	10	7163.600
10/25/2010	18	7102.501
10/25/2010	17	7027.300
10/25/2010	15	6824.000
10/25/2010	13	6742.500
10/25/2010	14	6594.099
10/25/2010	7	6553.400
10/25/2010	16	6479.100
10/25/2010	9	6449.900
10/25/2010	6	6410.901
10/25/2010	19	6371.801
10/25/2010	11	6336.300
10/25/2010	8	6327.801
10/26/2010	18	6913.900
10/26/2010	11	6892.800
10/26/2010	17	6768.201
10/26/2010	6	6735.700
10/26/2010	5	6650.099
10/26/2010	7	6596.999
10/26/2010	15	6444.100

10/26/2010	13	6422.501
10/26/2010	14	6376.201
10/26/2010	10	6328.100
10/26/2010	12	6325.601
10/26/2010	9	6282.000
10/26/2010	16	6122.200
10/26/2010	19	6016.200
10/27/2010	5	6038.000
10/28/2010	17	7079.400
10/28/2010	18	7017.000
10/28/2010	16	7013.900
10/28/2010	19	6953.801
10/28/2010	20	6919.200
10/28/2010	11	6918.301
10/28/2010	22	6888.800
10/28/2010	21	6694.200
10/28/2010	15	6685.300
10/28/2010	12	6499.900
10/28/2010	13	6322.101
10/28/2010	23	6244.001
10/28/2010	14	6182.300
10/29/2010	10	7011.700
10/29/2010	18	7004.001
10/29/2010	7	6989.700
10/29/2010	16	6930.200
10/29/2010	17	6914.300
10/29/2010	9	6881.200
10/29/2010	13	6876.500
10/29/2010	5	6847.699
10/29/2010	12	6818.800
10/29/2010	20	6811.000
10/29/2010	8	6803.799
10/29/2010	6	6781.100
10/29/2010	11	6772.400
10/29/2010	14	6765.601
10/29/2010	19	6730.000
10/29/2010	15	6696.199
10/29/2010	21	6610.100
10/29/2010	4	6422.700
10/30/2010	8	6656.300
10/30/2010	9	6487.499

10/30/2010	16	6239.300
10/30/2010	17	6235.000
10/30/2010	18	6061.500
10/30/2010	11	6054.400
10/31/2010	18	7275.300
10/31/2010	19	7101.800
10/31/2010	17	6937.000
10/31/2010	20	6837.600
10/31/2010	22	6610.200
10/31/2010	23	6255.800
10/31/2010	9	6213.900
10/31/2010	8	6171.101
11/1/2010	8	6531.000
11/1/2010	9	6460.100
11/1/2010	7	6419.999
11/1/2010	10	6406.700
11/1/2010	16	6400.800
11/1/2010	5	6324.900
11/1/2010	17	6322.100
11/1/2010	6	6309.100
11/1/2010	12	6292.901
11/1/2010	11	6292.900
11/1/2010	18	6291.000
11/1/2010	15	6233.600
11/1/2010	19	6231.000
11/1/2010	4	6183.401
11/1/2010	13	6024.601
11/2/2010	18	7386.499
11/2/2010	17	7274.199
11/2/2010	16	6945.901
11/2/2010	19	6934.300
11/2/2010	11	6565.900
11/2/2010	21	6561.400
11/2/2010	12	6531.000
11/2/2010	20	6488.500
11/2/2010	10	6476.800
11/2/2010	7	6460.101
11/2/2010	13	6369.900
11/2/2010	6	6361.500
11/2/2010	15	6346.700
11/2/2010	8	6284.800

11/2/2010	5	6269.400
11/2/2010	14	6213.301
11/2/2010	9	6162.500
11/2/2010	22	6040.799
11/3/2010	16	10781.400
11/3/2010	17	10327.001
11/3/2010	18	8667.600
11/3/2010	15	8287.099
11/3/2010	14	7954.100
11/3/2010	13	7698.800
11/3/2010	19	7514.700
11/3/2010	20	7029.800
11/3/2010	11	6887.799
11/3/2010	12	6862.499
11/3/2010	10	6825.600
11/3/2010	7	6610.100
11/3/2010	8	6596.301
11/3/2010	9	6514.300
11/3/2010	6	6380.600
11/3/2010	5	6236.600
11/4/2010	16	7432.201
11/4/2010	17	7282.700
11/4/2010	12	7108.900
11/4/2010	6	7100.400
11/4/2010	13	7097.900
11/4/2010	15	7023.300
11/4/2010	9	7020.799
11/4/2010	7	7011.900
11/4/2010	18	6999.400
11/4/2010	10	6990.600
11/4/2010	8	6759.801
11/4/2010	14	6701.700
11/4/2010	5	6627.001
11/4/2010	11	6614.000
11/4/2010	19	6405.300
11/4/2010	20	6205.800
11/5/2010	18	8182.900
11/5/2010	16	8150.999
11/5/2010	17	8103.301
11/5/2010	19	8082.299
11/5/2010	14	8022.000

11/5/2010	7	8003.299
11/5/2010	15	7992.401
11/5/2010	11	7891.200
11/5/2010	10	7843.000
11/5/2010	20	7824.601
11/5/2010	6	7822.100
11/5/2010	12	7770.101
11/5/2010	8	7735.101
11/5/2010	13	7572.000
11/5/2010	9	7502.000
11/5/2010	23	7257.001
11/5/2010	22	7237.799
11/5/2010	21	7226.101
11/5/2010	5	6594.701
11/6/2010	0	6482.599
11/6/2010	18	6204.199
11/6/2010	6	6158.000
11/6/2010	5	6086.101
11/6/2010	7	6083.500
11/6/2010	10	6040.999
11/6/2010	17	6009.801
11/7/2010	17	6937.400
11/7/2010	19	6480.800
11/7/2010	16	6441.800
11/7/2010	18	6364.701
11/7/2010	11	6088.100
11/8/2010	10	7022.599
11/8/2010	11	6946.400
11/8/2010	9	6844.901
11/8/2010	8	6786.299
11/8/2010	18	6778.301
11/8/2010	13	6680.200
11/8/2010	12	6673.600
11/8/2010	17	6563.500
11/8/2010	7	6307.500
11/8/2010	19	6172.501
11/8/2010	14	6004.299
11/9/2010	9	7650.500
11/9/2010	11	7553.701
11/9/2010	10	7450.299
11/9/2010	8	7208.501

11/9/2010	19	6865.200
11/9/2010	12	6853.600
11/9/2010	18	6786.600
11/9/2010	13	6737.000
11/9/2010	20	6736.700
11/9/2010	7	6693.199
11/9/2010	17	6245.799
11/9/2010	14	6021.699
11/10/2010	18	7494.499
11/10/2010	10	7181.199
11/10/2010	9	7056.700
11/10/2010	17	7039.600
11/10/2010	11	6864.500
11/10/2010	19	6393.700
11/10/2010	12	6286.900
11/10/2010	13	6172.499
11/10/2010	8	6117.600
11/10/2010	7	6029.700
11/11/2010	13	7629.799
11/11/2010	17	7584.301
11/11/2010	9	7532.400
11/11/2010	18	7458.400
11/11/2010	10	7428.100
11/11/2010	16	7354.999
11/11/2010	11	7295.600
11/11/2010	19	7220.300
11/11/2010	14	7150.900
11/11/2010	12	7075.099
11/11/2010	20	6991.501
11/11/2010	8	6918.100
11/11/2010	7	6792.600
11/11/2010	15	6198.100
11/12/2010	10	6877.200
11/12/2010	13	6828.499
11/12/2010	9	6800.800
11/12/2010	11	6784.100
11/12/2010	17	6715.900
11/12/2010	12	6561.399
11/12/2010	14	6419.900
11/12/2010	6	6363.899
11/12/2010	8	6325.599

11/12/2010	18	6222.300
11/12/2010	5	6082.201
11/12/2010	16	6033.600
11/14/2010	17	6617.100
11/14/2010	18	6483.799
11/14/2010	19	6475.900
11/14/2010	20	6238.599
11/14/2010	16	6108.701
11/14/2010	21	6091.901
11/15/2010	9	6874.800
11/15/2010	11	6827.901
11/15/2010	8	6785.699
11/15/2010	10	6679.101
11/15/2010	6	6592.000
11/15/2010	7	6589.801
11/15/2010	12	6572.699
11/15/2010	14	6442.699
11/15/2010	17	6422.501
11/15/2010	15	6378.501
11/15/2010	13	6370.801
11/15/2010	18	6348.799
11/15/2010	16	6344.001
11/15/2010	19	6321.099
11/15/2010	20	6034.700
11/16/2010	20	7095.800
11/16/2010	19	7060.801
11/16/2010	18	6789.401
11/16/2010	17	6569.400
11/16/2010	16	6563.399
11/16/2010	9	6492.299
11/16/2010	11	6459.201
11/16/2010	10	6403.601
11/16/2010	13	6347.200
11/16/2010	12	6304.001
11/17/2010	18	7113.700
11/17/2010	17	7085.501
11/17/2010	7	6781.500
11/17/2010	6	6694.101
11/17/2010	8	6669.700
11/17/2010	19	6669.501
11/17/2010	16	6583.199

11/17/2010	9	6384.999
11/17/2010	20	6350.600
11/17/2010	21	6013.199
11/17/2010	5	5981.101
11/18/2010	15	7574.799
11/18/2010	19	7545.099
11/18/2010	17	7492.000
11/18/2010	16	7456.100
11/18/2010	18	7387.900
11/18/2010	20	7309.899
11/18/2010	14	7300.900
11/18/2010	12	7177.900
11/18/2010	13	7115.500
11/18/2010	21	6995.500
11/18/2010	10	6452.001
11/18/2010	9	6379.300
11/18/2010	8	6343.001
11/18/2010	5	6323.201
11/18/2010	11	6273.300
11/18/2010	6	6157.401
11/18/2010	7	6056.001
11/19/2010	18	6982.800
11/19/2010	17	6966.399
11/19/2010	23	6961.700
11/19/2010	19	6926.900
11/19/2010	20	6898.500
11/19/2010	21	6670.601
11/19/2010	16	6489.400
11/19/2010	22	6278.301
11/20/2010	5	7215.600
11/20/2010	11	7149.700
11/20/2010	9	7146.700
11/20/2010	10	7145.599
11/20/2010	2	7119.200
11/20/2010	1	7109.100
11/20/2010	0	6939.801
11/20/2010	12	6918.800
11/20/2010	4	6837.500
11/20/2010	18	6668.500
11/20/2010	8	6634.799
11/20/2010	6	6608.200

11/20/2010	17	6522.901
11/20/2010	19	6437.301
11/20/2010	7	6363.999
11/20/2010	3	6319.500
11/20/2010	14	6308.399
11/20/2010	13	6155.100
11/20/2010	23	5976.201
11/21/2010	18	7087.200
11/21/2010	17	6633.100
11/21/2010	20	6569.299
11/21/2010	19	6419.800
11/21/2010	16	6009.500
11/22/2010	8	7238.101
11/22/2010	17	7181.000
11/22/2010	9	7135.801
11/22/2010	10	7101.500
11/22/2010	11	7097.799
11/22/2010	18	7095.900
11/22/2010	13	7077.500
11/22/2010	16	7052.799
11/22/2010	14	6948.700
11/22/2010	15	6943.100
11/22/2010	19	6930.400
11/22/2010	12	6927.300
11/22/2010	7	6773.300
11/22/2010	20	6759.900
11/23/2010	7	7294.999
11/23/2010	8	7281.499
11/23/2010	6	7254.500
11/23/2010	9	7213.700
11/23/2010	17	7145.699
11/23/2010	15	7128.500
11/23/2010	16	7014.801
11/23/2010	10	7004.200
11/23/2010	18	6899.299
11/23/2010	13	6876.400
11/23/2010	20	6859.600
11/23/2010	21	6829.600
11/23/2010	14	6796.600
11/23/2010	19	6752.001
11/23/2010	5	6480.800

11/23/2010	12	6354.601
11/23/2010	22	6353.300
11/23/2010	23	6323.600
11/23/2010	11	6291.000
11/24/2010	17	6969.800
11/24/2010	11	6932.400
11/24/2010	18	6898.099
11/24/2010	15	6893.399
11/24/2010	14	6851.001
11/24/2010	16	6826.201
11/24/2010	12	6793.601
11/24/2010	19	6771.501
11/24/2010	10	6725.900
11/24/2010	13	6688.700
11/24/2010	20	6686.101
11/24/2010	21	6673.101
11/24/2010	9	6485.600
11/24/2010	22	6365.300
11/24/2010	8	6252.500
11/24/2010	0	6146.401
11/24/2010	7	6016.400
11/25/2010	11	6698.701
11/25/2010	10	6453.401
11/25/2010	9	6395.700
11/26/2010	18	6527.100
11/26/2010	17	6522.400
11/26/2010	10	6484.799
11/26/2010	11	6466.100
11/26/2010	20	6462.800
11/26/2010	9	6409.399
11/26/2010	19	6405.900
11/26/2010	21	6395.601
11/26/2010	15	6315.900
11/26/2010	23	6236.999
11/26/2010	16	6226.101
11/26/2010	14	6211.500
11/26/2010	8	6163.400
11/27/2010	17	7683.201
11/27/2010	11	7651.300
11/27/2010	7	7586.700
11/27/2010	16	7569.100

11/27/2010	8	7547.700
11/27/2010	6	7514.201
11/27/2010	9	7499.499
11/27/2010	12	7475.500
11/27/2010	14	7433.001
11/27/2010	10	7430.701
11/27/2010	20	7429.599
11/27/2010	13	7400.099
11/27/2010	18	7357.299
11/27/2010	19	7333.700
11/27/2010	21	7180.501
11/27/2010	15	7171.599
11/27/2010	23	7006.299
11/27/2010	22	6978.100
11/27/2010	5	6263.201
11/27/2010	0	6222.199
11/27/2010	1	6160.800
11/28/2010	0	7003.701
11/28/2010	17	6916.501
11/28/2010	9	6864.301
11/28/2010	2	6824.800
11/28/2010	4	6824.100
11/28/2010	16	6782.301
11/28/2010	11	6754.300
11/28/2010	1	6687.500
11/28/2010	18	6676.601
11/28/2010	10	6649.000
11/28/2010	20	6597.100
11/28/2010	5	6564.700
11/28/2010	3	6470.100
11/28/2010	19	6431.400
11/28/2010	12	6363.499
11/28/2010	8	6251.200
11/28/2010	21	6139.301
11/28/2010	14	6117.100
11/29/2010	17	6986.600
11/29/2010	18	6901.800
11/29/2010	16	6878.400
11/29/2010	19	6823.099
11/29/2010	11	6751.800
11/29/2010	20	6707.800

11/29/2010	10	6674.800
11/29/2010	12	6590.000
11/29/2010	21	6536.400
11/29/2010	22	6125.600
11/29/2010	23	6075.300
11/29/2010	8	5985.701
11/30/2010	17	7276.501
11/30/2010	18	7274.499
11/30/2010	19	7208.099
11/30/2010	16	6977.800
11/30/2010	20	6933.801
11/30/2010	9	6868.500
11/30/2010	11	6833.901
11/30/2010	10	6800.400
11/30/2010	15	6780.301
11/30/2010	7	6774.600
11/30/2010	8	6734.699
11/30/2010	13	6558.500
11/30/2010	14	6522.001
11/30/2010	12	6443.899
11/30/2010	6	6034.600
12/1/2010	17	6990.000
12/1/2010	20	6984.100
12/1/2010	18	6983.600
12/1/2010	19	6969.800
12/1/2010	21	6841.599
12/1/2010	16	6766.799
12/1/2010	5	6636.500
12/1/2010	14	6628.700
12/1/2010	7	6598.200
12/1/2010	22	6555.800
12/1/2010	15	6550.100
12/1/2010	8	6517.901
12/1/2010	9	6516.700
12/1/2010	6	6464.800
12/1/2010	13	6216.100
12/2/2010	7	6594.601
12/2/2010	6	6192.401
12/2/2010	8	6016.000
12/6/2010	11	7332.100
12/6/2010	8	7261.800

12/6/2010	10	7120.799
12/6/2010	18	7078.700
12/6/2010	9	7067.301
12/6/2010	7	7049.500
12/6/2010	17	7025.000
12/6/2010	12	7009.900
12/6/2010	5	7001.201
12/6/2010	19	6979.900
12/6/2010	4	6939.100
12/6/2010	16	6934.500
12/6/2010	13	6906.800
12/6/2010	14	6898.701
12/6/2010	20	6831.100
12/6/2010	15	6779.500
12/6/2010	6	6711.601
12/6/2010	21	6656.700
12/6/2010	3	6429.200
12/6/2010	22	6350.800
12/6/2010	23	6010.500
12/7/2010	19	6859.501
12/7/2010	20	6840.600
12/7/2010	12	6839.300
12/7/2010	23	6828.200
12/7/2010	17	6747.199
12/7/2010	13	6740.800
12/7/2010	11	6712.500
12/7/2010	14	6638.300
12/7/2010	5	6623.400
12/7/2010	21	6607.301
12/7/2010	15	6596.199
12/7/2010	9	6579.400
12/7/2010	3	6540.900
12/7/2010	22	6530.999
12/7/2010	8	6530.500
12/7/2010	1	6500.300
12/7/2010	4	6496.600
12/7/2010	18	6489.599
12/7/2010	2	6483.001
12/7/2010	7	6451.001
12/7/2010	10	6398.900
12/7/2010	16	6337.801

12/7/2010	6	6176.901
12/7/2010	0	6067.700
12/8/2010	1	6775.401
12/8/2010	6	6737.900
12/8/2010	2	6714.999
12/8/2010	7	6701.299
12/8/2010	20	6677.800
12/8/2010	11	6670.800
12/8/2010	0	6613.100
12/8/2010	19	6606.200
12/8/2010	18	6534.000
12/8/2010	8	6518.600
12/8/2010	3	6507.299
12/8/2010	9	6486.900
12/8/2010	17	6484.801
12/8/2010	10	6470.999
12/8/2010	21	6446.200
12/8/2010	13	6357.199
12/8/2010	4	6354.399
12/8/2010	5	6292.300
12/8/2010	22	6286.000
12/8/2010	12	6260.200
12/8/2010	14	6199.099
12/8/2010	15	6153.700
12/8/2010	16	6130.899
12/12/2010	13	6389.400
12/12/2010	17	6387.700
12/12/2010	12	6384.099
12/12/2010	16	6367.600
12/12/2010	18	6255.400
12/12/2010	19	6114.900
12/12/2010	14	5993.300
12/13/2010	17	6693.399
12/13/2010	13	6691.800
12/13/2010	14	6631.999
12/13/2010	23	6609.301
12/13/2010	12	6602.699
12/13/2010	18	6561.100
12/13/2010	11	6552.300
12/13/2010	16	6484.900
12/13/2010	15	6480.400

12/13/2010	19	6454.001
12/13/2010	20	6450.200
12/13/2010	22	6412.200
12/13/2010	10	6389.801
12/13/2010	21	6219.000
12/13/2010	9	6214.200
12/13/2010	6	6007.300
12/13/2010	8	6000.600
12/14/2010	7	6672.401
12/14/2010	8	6638.200
12/14/2010	18	6376.700
12/14/2010	9	6230.500
12/14/2010	11	6193.200
12/14/2010	6	6170.500
12/14/2010	17	6061.500
12/14/2010	10	6039.300
12/17/2010	19	6057.400
12/18/2010	20	6113.600
12/19/2010	18	7153.201
12/19/2010	20	7036.100
12/19/2010	17	6992.400
12/19/2010	19	6928.201
12/19/2010	10	6818.800
12/19/2010	9	6587.599
12/19/2010	21	6400.899
12/19/2010	7	6372.100
12/19/2010	8	6171.399
12/19/2010	6	6049.299
12/20/2010	6	6385.401
12/20/2010	8	6136.300
12/21/2010	18	7023.600
12/21/2010	17	6719.300
12/21/2010	19	6384.700
12/22/2010	18	6790.400
12/22/2010	17	6784.200
12/22/2010	19	6691.600
12/22/2010	23	6634.299
12/22/2010	16	6604.700
12/22/2010	20	6563.500
12/22/2010	15	6540.500
12/22/2010	14	6472.199

12/22/2010	13	6394.300
12/22/2010	12	6249.800
12/22/2010	11	6197.300
12/22/2010	21	6157.400
12/23/2010	0	6706.900
12/23/2010	17	6569.899
12/23/2010	5	6468.500
12/23/2010	6	6459.499
12/23/2010	16	6434.800
12/23/2010	11	6430.900
12/23/2010	18	6426.701
12/23/2010	15	6425.701
12/23/2010	12	6370.400
12/23/2010	7	6335.701
12/23/2010	20	6326.200
12/23/2010	10	6322.600
12/23/2010	19	6283.400
12/23/2010	8	6239.099
12/23/2010	9	6171.700
12/23/2010	13	6095.300
12/23/2010	22	6079.000
12/23/2010	14	6034.399
12/23/2010	1	6017.100
12/24/2010	17	6806.799
12/24/2010	18	6529.101
12/24/2010	19	6432.900
12/24/2010	20	6396.000
12/24/2010	11	6381.400
12/24/2010	16	6255.001
12/24/2010	9	6233.801
12/24/2010	10	6206.200
12/24/2010	8	6145.999
12/24/2010	21	6145.900
12/24/2010	12	6008.500
12/24/2010	14	5994.499
12/24/2010	7	5984.399
12/26/2010	18	6590.600
12/26/2010	20	6569.200
12/26/2010	19	6537.599
12/26/2010	21	6220.900
12/27/2010	5	7166.400

12/27/2010	6	7052.399
12/27/2010	7	6951.100
12/27/2010	8	6886.800
12/27/2010	10	6884.100
12/27/2010	9	6785.600
12/27/2010	17	6762.899
12/27/2010	16	6713.200
12/27/2010	11	6705.099
12/27/2010	18	6639.601
12/27/2010	13	6577.400
12/27/2010	15	6539.200
12/27/2010	14	6531.900
12/27/2010	19	6511.200
12/27/2010	20	6389.399
12/27/2010	12	6346.400
12/27/2010	21	6106.001
12/27/2010	4	6008.400
12/28/2010	18	6554.800
12/28/2010	17	6483.200
12/28/2010	12	6401.800
12/28/2010	11	6387.599
12/28/2010	16	6364.599
12/28/2010	13	6273.200
12/28/2010	10	6230.899
12/28/2010	9	6215.300
12/28/2010	7	6211.300
12/28/2010	8	6187.500
12/28/2010	20	6110.100
12/28/2010	19	6106.800
12/28/2010	14	6103.599
12/28/2010	21	6101.101
12/29/2010	17	6383.701
12/30/2010	17	6379.801
12/30/2010	10	6044.500
12/31/2010	17	6135.400
7/28/2011	22	6700.901
1/13/2011	3	6700.299
11/3/2011	20	6699.501
7/25/2011	13	6698.200
1/23/2011	7	6698.100
2/9/2011	23	6698.099

2/2/2011	12	6697.000
3/10/2011	14	6696.300
10/18/2011	18	6695.901
7/28/2011	9	6695.700
7/31/2011	12	6695.400
7/5/2011	10	6695.100
8/2/2011	3	6694.699
2/16/2011	6	6693.600
3/9/2011	13	6693.000
8/5/2011	13	6692.900
7/28/2011	18	6692.700
9/7/2011	12	6692.100
2/9/2011	16	6691.700
8/5/2011	15	6691.700
8/5/2011	16	6691.700
8/5/2011	18	6691.400
7/5/2011	11	6690.700
3/15/2011	1	6689.300
7/30/2011	18	6688.601
7/26/2011	12	6688.500
7/26/2011	7	6688.400
10/25/2011	19	6687.600
11/2/2011	19	6686.700
8/5/2011	7	6686.299
7/6/2011	15	6686.199
2/15/2011	8	6686.101
2/6/2011	6	6685.200
2/10/2011	9	6685.000
4/13/2011	13	6684.900
8/21/2011	17	6684.799
2/3/2011	12	6684.500
8/1/2011	2	6684.000
8/8/2011	13	6683.200
11/2/2011	11	6682.099
4/1/2011	15	6681.400
2/25/2011	7	6680.900
7/25/2011	14	6680.699
8/2/2011	1	6680.600
12/8/2011	20	6680.500
2/26/2011	5	6680.499
9/30/2011	10	6680.300

11/2/2011	10	6680.000
7/22/2011	22	6679.199
2/6/2011	1	6677.801
3/13/2011	13	6677.701
12/8/2011	21	6677.301
3/10/2011	15	6677.100
3/2/2011	9	6676.500
2/9/2011	20	6675.200
2/5/2011	16	6674.901
4/13/2011	19	6674.199
8/2/2011	2	6673.900
2/9/2011	14	6673.100
10/16/2011	18	6672.400
6/4/2011	13	6672.100
12/26/2011	21	6671.599
2/16/2011	18	6671.201
10/22/2011	11	6671.200
10/31/2011	6	6670.999
9/28/2011	19	6670.999
11/22/2011	21	6670.500
6/28/2011	21	6669.200
2/10/2011	10	6668.899
10/31/2011	21	6668.599
1/21/2011	10	6668.500
12/29/2011	16	6668.400
1/11/2011	14	6668.100
8/21/2011	16	6667.600
11/19/2011	20	6667.000
7/25/2011	12	6667.000
11/23/2011	8	6666.400
6/9/2011	17	6665.000
12/29/2011	18	6664.799
2/5/2011	21	6664.600
8/5/2011	6	6664.201
9/7/2011	13	6664.201
11/23/2011	7	6664.199
2/11/2011	21	6664.000
11/4/2011	6	6663.901
1/14/2011	7	6663.900
7/14/2011	12	6663.799
2/4/2011	18	6663.399

2/2/2011	21	6663.200
9/29/2011	9	6663.001
8/5/2011	9	6661.500
4/4/2011	20	6661.400
2/5/2011	10	6661.100
7/28/2011	8	6660.500
1/21/2011	9	6660.000
1/23/2011	10	6660.000
2/6/2011	9	6659.499
2/2/2011	17	6658.000
1/3/2011	17	6657.200
7/24/2011	19	6656.800
2/17/2011	10	6655.199
11/20/2011	8	6654.900
8/23/2011	10	6654.400
7/31/2011	9	6654.100
7/30/2011	19	6653.800
6/16/2011	8	6653.700
3/1/2011	1	6652.900
3/14/2011	17	6652.900
7/28/2011	6	6652.499
1/4/2011	11	6652.101
7/29/2011	6	6650.700
9/26/2011	10	6649.900
9/11/2011	19	6649.899
10/12/2011	19	6649.200
8/4/2011	20	6648.600
4/10/2011	19	6648.399
6/28/2011	16	6648.100
3/14/2011	11	6647.800
7/6/2011	13	6646.801
2/11/2011	11	6646.101
11/9/2011	20	6646.100
2/5/2011	13	6645.000
8/12/2011	17	6642.800
8/11/2011	8	6642.700
7/12/2011	16	6641.599
9/3/2011	14	6641.200
2/11/2011	9	6640.699
8/2/2011	21	6640.500
6/22/2011	11	6640.499

2/11/2011	20	6640.101
7/6/2011	11	6639.400
2/7/2011	16	6639.301
1/19/2011	21	6639.299
9/10/2011	10	6639.000
4/11/2011	14	6638.300
7/25/2011	9	6637.899
7/11/2011	22	6637.600
3/14/2011	7	6637.401
7/22/2011	5	6636.700
7/20/2011	5	6636.000
1/4/2011	8	6635.300
7/6/2011	8	6634.701
7/29/2011	8	6634.400
7/10/2011	6	6634.100
9/28/2011	12	6633.800
7/6/2011	7	6633.701
7/5/2011	9	6633.601
3/13/2011	18	6633.200
2/2/2011	13	6632.800
9/7/2011	19	6632.700
2/7/2011	15	6632.100
2/2/2011	22	6632.000
1/24/2011	3	6631.501
2/6/2011	0	6631.301
6/21/2011	21	6630.799
8/5/2011	14	6630.700
8/14/2011	21	6630.400
7/30/2011	11	6630.000
4/13/2011	15	6629.299
3/1/2011	22	6629.199
9/7/2011	16	6628.900
3/9/2011	21	6628.701
2/2/2011	14	6627.799
2/6/2011	5	6627.600
2/4/2011	10	6627.400
7/22/2011	8	6627.300
2/9/2011	17	6627.201
2/9/2011	2	6626.999
11/4/2011	8	6626.400
9/7/2011	17	6625.999

7/14/2011	11	6625.199
10/2/2011	14	6624.501
7/9/2011	22	6624.400
3/15/2011	3	6624.299
2/6/2011	11	6623.799
8/10/2011	6	6623.799
2/3/2011	8	6622.899
3/2/2011	21	6621.700
6/22/2011	13	6621.099
3/11/2011	21	6619.800
8/22/2011	14	6619.300
10/17/2011	14	6619.001
8/21/2011	10	6618.199
2/5/2011	15	6617.600
11/9/2011	18	6617.501
1/15/2011	16	6616.900
10/11/2011	17	6616.601
12/8/2011	17	6616.199
11/4/2011	7	6615.901
7/20/2011	4	6615.800
2/7/2011	19	6615.200
7/6/2011	12	6615.200
4/15/2011	17	6614.900
7/28/2011	20	6614.500
8/10/2011	16	6614.100
12/28/2011	6	6611.899
8/17/2011	8	6611.600
6/22/2011	20	6610.700
2/6/2011	2	6610.600
10/31/2011	7	6609.899
4/12/2011	7	6609.800
4/2/2011	22	6609.300
2/16/2011	9	6609.299
8/21/2011	13	6608.900
11/6/2011	0	6608.300
10/21/2011	16	6607.699
11/8/2011	3	6606.301
9/11/2011	12	6605.501
10/21/2011	12	6605.400
8/5/2011	17	6605.299
7/12/2011	19	6604.000

8/13/2011	18	6603.700
11/26/2011	17	6602.400
4/9/2011	18	6602.300
11/23/2011	9	6601.800
7/28/2011	4	6600.800
7/20/2011	13	6600.600
12/29/2011	19	6600.100
3/1/2011	14	6599.500
11/9/2011	19	6598.900
11/20/2011	21	6598.699
11/5/2011	15	6598.600
11/2/2011	22	6598.500
3/16/2011	12	6598.300
8/4/2011	22	6597.199
11/23/2011	14	6596.300
12/8/2011	19	6595.200
8/5/2011	8	6594.999
7/18/2011	18	6594.600
11/10/2011	19	6593.000
10/16/2011	12	6592.900
3/18/2011	7	6592.800
2/9/2011	18	6591.200
8/21/2011	12	6590.901
10/9/2011	12	6589.500
7/6/2011	9	6587.600
7/29/2011	22	6585.399
2/3/2011	3	6585.299
7/26/2011	10	6585.200
9/13/2011	18	6584.601
11/3/2011	16	6583.601
11/6/2011	23	6583.400
10/18/2011	12	6583.000
3/14/2011	13	6582.800
9/10/2011	17	6581.999
6/7/2011	22	6581.599
7/21/2011	13	6580.800
7/6/2011	14	6580.500
11/22/2011	22	6580.200
7/26/2011	13	6579.900
2/4/2011	13	6579.700
3/14/2011	9	6579.000

2/9/2011	22	6578.700
11/26/2011	18	6577.100
6/4/2011	20	6576.499
9/25/2011	18	6576.400
12/20/2011	16	6575.600
10/23/2011	17	6575.100
7/27/2011	7	6575.001
9/28/2011	21	6575.000
12/27/2011	18	6574.800
7/11/2011	23	6574.400
12/26/2011	17	6574.200
12/8/2011	9	6573.601
8/13/2011	17	6573.600
2/11/2011	10	6573.401
12/8/2011	12	6572.701
4/4/2011	7	6571.999
8/24/2011	13	6571.599
10/18/2011	19	6571.300
3/14/2011	8	6571.199
2/9/2011	19	6570.900
1/3/2011	18	6570.500
10/25/2011	15	6570.500
12/8/2011	8	6570.101
7/14/2011	10	6569.300
8/20/2011	9	6567.400
2/26/2011	19	6566.701
7/9/2011	23	6566.700
7/27/2011	20	6566.499
2/28/2011	22	6565.600
8/21/2011	18	6565.500
3/2/2011	12	6565.200
10/21/2011	10	6565.100
2/8/2011	14	6564.800
7/20/2011	17	6564.200
6/29/2011	11	6563.600
12/28/2011	21	6563.500
8/5/2011	20	6563.100
12/22/2011	19	6562.301
10/23/2011	18	6560.700
7/17/2011	16	6559.900
7/28/2011	5	6559.900

3/1/2011	9	6559.199
12/27/2011	19	6558.701
8/24/2011	15	6558.600
9/24/2011	18	6558.500
10/13/2011	4	6558.201
9/18/2011	18	6558.101
7/21/2011	15	6557.699
2/15/2011	7	6557.600
9/7/2011	14	6557.600
7/20/2011	18	6557.199
4/13/2011	16	6556.500
12/7/2011	17	6556.000
1/3/2011	12	6555.000
7/26/2011	8	6554.600
8/10/2011	9	6553.999
7/6/2011	17	6553.500
2/10/2011	21	6553.299
8/21/2011	11	6552.899
11/10/2011	23	6552.801
12/8/2011	22	6552.800
2/4/2011	7	6552.500
9/7/2011	15	6552.500
2/9/2011	21	6552.200
7/24/2011	18	6552.200
2/7/2011	4	6551.201
4/8/2011	21	6551.000
7/20/2011	6	6550.800
2/4/2011	19	6550.500
9/10/2011	9	6549.999
7/21/2011	14	6548.700
10/13/2011	5	6548.699
7/7/2011	16	6548.600
3/18/2011	8	6548.500
1/25/2011	12	6548.200
12/20/2011	20	6548.200
4/12/2011	19	6547.400
8/10/2011	11	6547.200
1/22/2011	4	6546.600
3/1/2011	16	6546.600
2/9/2011	10	6545.700
10/18/2011	16	6545.600

1/28/2011	5	6545.401
9/13/2011	14	6544.700
7/29/2011	18	6544.400
7/6/2011	5	6543.800
8/20/2011	11	6543.100
2/6/2011	4	6542.500
12/12/2011	17	6542.500
2/3/2011	13	6542.300
1/18/2011	4	6542.000
7/8/2011	18	6541.400
10/18/2011	7	6540.900
12/27/2011	7	6540.200
7/20/2011	16	6540.099
2/25/2011	9	6539.400
1/18/2011	21	6538.401
9/3/2011	12	6537.600
12/22/2011	17	6536.999
11/4/2011	5	6536.100
10/16/2011	13	6535.700
7/10/2011	16	6535.600
10/11/2011	18	6535.499
1/24/2011	10	6535.199
1/4/2011	9	6535.001
1/2/2011	19	6534.701
1/3/2011	16	6534.700
2/15/2011	9	6534.099
7/30/2011	10	6533.599
3/13/2011	17	6533.400
9/27/2011	23	6533.001
2/7/2011	20	6531.799
10/13/2011	11	6531.300
7/12/2011	17	6531.199
11/2/2011	23	6530.801
2/4/2011	8	6530.001
2/3/2011	15	6529.199
2/4/2011	9	6527.999
12/22/2011	20	6527.899
12/9/2011	8	6527.401
12/31/2011	17	6526.900
7/8/2011	17	6526.900
10/18/2011	17	6526.699

8/16/2011	19	6526.300
2/3/2011	0	6526.299
8/20/2011	18	6526.200
7/11/2011	20	6525.700
3/2/2011	5	6524.600
11/17/2011	17	6524.100
3/1/2011	11	6523.900
7/26/2011	15	6523.699
12/29/2011	21	6523.401
11/4/2011	20	6522.901
3/14/2011	15	6521.599
12/22/2011	13	6519.999
7/31/2011	8	6519.300
3/9/2011	7	6519.000
11/19/2011	19	6518.801
8/12/2011	8	6518.800
12/20/2011	19	6518.700
7/22/2011	20	6518.300
10/31/2011	20	6518.300
2/24/2011	11	6518.200
2/5/2011	14	6517.700
2/17/2011	8	6517.400
12/28/2011	8	6517.399
7/27/2011	22	6517.300
9/11/2011	20	6517.300
7/12/2011	0	6516.400
6/9/2011	0	6516.199
11/23/2011	18	6516.101
7/26/2011	21	6515.799
1/18/2011	1	6515.700
12/7/2011	18	6515.100
9/28/2011	11	6514.900
10/25/2011	12	6514.801
1/28/2011	4	6514.300
3/14/2011	12	6514.099
1/3/2011	14	6513.800
8/8/2011	22	6513.499
12/22/2011	18	6513.401
1/27/2011	23	6513.400
12/22/2011	16	6513.399
7/10/2011	8	6512.399

1/17/2011	17	6511.400
11/9/2011	16	6510.500
8/11/2011	7	6510.401
10/18/2011	8	6510.300
7/21/2011	2	6510.200
11/9/2011	22	6510.200
4/8/2011	14	6509.899
2/6/2011	13	6509.799
7/11/2011	21	6509.400
7/11/2011	15	6508.800
11/10/2011	15	6508.400
11/14/2011	16	6508.300
9/28/2011	20	6507.701
1/24/2011	11	6505.800
10/12/2011	17	6505.199
8/12/2011	12	6504.501
11/20/2011	13	6504.199
11/20/2011	9	6502.200
7/9/2011	21	6502.100
7/26/2011	9	6501.800
12/22/2011	12	6501.799
7/6/2011	4	6501.100
12/28/2011	9	6500.900
12/22/2011	14	6500.801
2/11/2011	1	6500.700
12/9/2011	5	6500.601
11/10/2011	20	6499.599
6/5/2011	7	6499.400
2/4/2011	20	6497.500
3/18/2011	17	6496.800
3/18/2011	6	6496.400
2/11/2011	19	6496.000
7/21/2011	10	6495.500
1/11/2011	10	6495.400
10/17/2011	18	6495.001
4/15/2011	10	6494.999
3/2/2011	1	6494.900
6/10/2011	8	6494.799
7/29/2011	19	6493.900
7/28/2011	3	6492.900
8/15/2011	20	6492.700

1/4/2011	10	6492.300
10/22/2011	17	6491.300
10/16/2011	19	6491.100
2/2/2011	15	6490.900
12/9/2011	6	6490.301
12/8/2011	7	6490.299
12/4/2011	17	6489.800
3/14/2011	6	6489.800
10/22/2011	10	6489.601
2/28/2011	10	6489.600
3/10/2011	6	6489.000
12/22/2011	15	6488.700
2/3/2011	21	6488.400
7/5/2011	8	6488.101
3/18/2011	10	6487.200
2/16/2011	17	6487.100
7/21/2011	12	6486.000
7/18/2011	17	6484.800
10/13/2011	10	6484.600
10/20/2011	18	6484.599
8/12/2011	10	6483.600
11/23/2011	11	6483.600
12/22/2011	11	6483.001
6/29/2011	9	6483.000
2/3/2011	14	6483.000
3/18/2011	13	6482.799
8/4/2011	21	6480.500
12/9/2011	7	6480.000
2/28/2011	21	6479.700
2/8/2011	17	6479.401
8/24/2011	14	6478.899
1/17/2011	18	6478.600
3/2/2011	0	6478.600
11/20/2011	12	6478.100
8/15/2011	8	6477.800
3/18/2011	9	6477.600
8/21/2011	15	6476.700
8/21/2011	14	6476.699
10/12/2011	21	6476.299
7/30/2011	20	6476.101
10/21/2011	19	6475.901

6/4/2011	12	6475.800
8/10/2011	17	6475.301
8/5/2011	5	6475.300
7/1/2011	16	6475.001
12/12/2011	16	6474.999
6/16/2011	22	6474.800
7/31/2011	14	6474.799
10/17/2011	6	6473.401
2/2/2011	11	6473.400
7/6/2011	6	6472.400
1/15/2011	18	6472.000
10/18/2011	11	6471.000
12/28/2011	22	6470.700
2/8/2011	22	6470.500
7/12/2011	20	6469.900
8/17/2011	9	6469.499
6/29/2011	7	6468.900
12/28/2011	20	6468.300
7/27/2011	23	6468.000
8/19/2011	11	6467.900
12/8/2011	23	6467.101
7/10/2011	0	6466.500
7/2/2011	10	6466.400
1/28/2011	6	6466.099
7/8/2011	16	6465.300
10/21/2011	18	6464.900
1/18/2011	0	6464.600
7/28/2011	21	6463.901
8/17/2011	19	6463.900
10/10/2011	21	6463.800
7/22/2011	21	6463.600
10/17/2011	8	6463.000
12/12/2011	8	6462.500
3/14/2011	14	6459.900
10/18/2011	10	6459.900
7/25/2011	7	6459.101
11/2/2011	12	6459.101
10/17/2011	7	6459.100
2/6/2011	3	6459.099
9/11/2011	18	6458.300
11/3/2011	13	6457.300

1/15/2011	17	6457.101
7/30/2011	22	6456.500
10/3/2011	13	6456.199
2/5/2011	9	6455.299
1/28/2011	3	6454.500
3/14/2011	16	6454.499
4/9/2011	20	6454.300
2/6/2011	7	6453.999
7/8/2011	19	6453.300
2/25/2011	6	6453.201
10/16/2011	10	6452.100
2/4/2011	16	6451.301
7/24/2011	16	6451.300
11/14/2011	17	6450.300
10/12/2011	20	6450.201
2/3/2011	20	6449.700
7/26/2011	11	6448.901
1/3/2011	19	6448.800
3/2/2011	13	6448.700
7/2/2011	16	6448.000
7/10/2011	11	6448.000
3/1/2011	23	6447.699
2/7/2011	21	6447.500
7/4/2011	16	6446.800
12/28/2011	7	6446.800
9/13/2011	19	6446.599
8/8/2011	12	6445.699
7/10/2011	17	6445.500
12/12/2011	18	6445.500
7/9/2011	19	6445.401
10/11/2011	5	6445.399
6/11/2011	11	6445.001
7/1/2011	18	6444.901
10/18/2011	13	6443.500
3/1/2011	13	6442.700
8/4/2011	23	6442.600
1/28/2011	11	6442.201
11/23/2011	19	6442.099
2/8/2011	13	6441.901
7/4/2011	17	6441.301
1/28/2011	0	6441.200

2/16/2011	12	6439.599
2/5/2011	6	6439.000
9/13/2011	20	6438.900
2/26/2011	4	6438.600
2/8/2011	20	6438.401
3/2/2011	2	6436.799
3/18/2011	18	6436.601
12/27/2011	10	6436.400
7/1/2011	17	6436.000
9/28/2011	9	6436.000
3/14/2011	5	6435.700
3/2/2011	15	6435.201
8/19/2011	9	6434.400
11/4/2011	21	6433.600
11/10/2011	17	6433.599
2/13/2011	19	6433.400
7/17/2011	17	6433.400
10/2/2011	19	6433.300
1/28/2011	10	6433.100
2/3/2011	16	6431.800
11/9/2011	21	6431.800
12/22/2011	7	6431.400
3/10/2011	22	6430.801
2/3/2011	17	6429.901
1/3/2011	15	6429.900
3/16/2011	18	6429.399
7/10/2011	19	6428.900
12/8/2011	16	6428.401
2/10/2011	12	6428.301
11/23/2011	12	6427.800
3/15/2011	23	6427.800
12/26/2011	22	6427.601
4/12/2011	6	6425.300
11/2/2011	8	6425.300
3/18/2011	11	6424.500
8/12/2011	13	6423.799
7/30/2011	23	6422.701
10/25/2011	14	6422.500
9/11/2011	11	6422.300
10/8/2011	6	6422.299
7/26/2011	14	6422.199

7/17/2011	19	6421.600
6/9/2011	18	6421.500
2/11/2011	15	6420.601
6/28/2011	13	6419.100
7/4/2011	18	6418.900
8/4/2011	13	6418.700
2/28/2011	9	6418.000
2/15/2011	18	6417.800
3/15/2011	0	6417.499
3/16/2011	17	6417.499
11/10/2011	14	6417.200
9/16/2011	18	6416.801
7/31/2011	7	6416.800
7/20/2011	15	6416.701
10/18/2011	6	6416.400
7/9/2011	20	6416.000
4/13/2011	12	6415.999
2/3/2011	1	6415.900
7/10/2011	12	6415.700
10/21/2011	11	6415.700
10/21/2011	8	6415.600
9/25/2011	19	6415.500
12/7/2011	13	6415.399
2/4/2011	14	6414.600
6/19/2011	7	6413.700
7/5/2011	7	6413.399
2/8/2011	18	6412.900
2/7/2011	2	6412.700
8/13/2011	16	6412.400
8/10/2011	8	6411.800
7/10/2011	18	6411.700
12/28/2011	17	6411.699
2/6/2011	8	6411.201
2/2/2011	16	6411.200
12/4/2011	18	6410.900
9/11/2011	17	6410.800
3/9/2011	17	6410.700
10/21/2011	13	6410.100
11/4/2011	18	6410.001
9/6/2011	16	6409.500
1/28/2011	2	6409.300

1/28/2011	12	6409.200
10/7/2011	20	6409.100
8/12/2011	14	6408.499
2/3/2011	23	6408.200
2/4/2011	6	6408.101
2/9/2011	8	6408.099
7/12/2011	18	6407.700
2/17/2011	17	6407.601
7/29/2011	4	6407.401
7/9/2011	18	6407.200
1/3/2011	20	6406.899
8/15/2011	7	6406.600
9/11/2011	16	6405.700
10/22/2011	18	6405.700
8/17/2011	22	6405.400
3/18/2011	14	6405.300
7/9/2011	10	6404.400
9/30/2011	9	6404.300
4/11/2011	20	6403.300
7/7/2011	17	6402.800
2/8/2011	19	6402.799
1/4/2011	16	6402.400
11/3/2011	23	6402.400
2/3/2011	2	6402.100
2/11/2011	2	6401.399
12/7/2011	19	6400.400
1/28/2011	1	6400.200
10/11/2011	4	6400.100
12/12/2011	19	6399.901
12/27/2011	8	6398.901
2/8/2011	15	6398.500
1/17/2011	14	6398.101
3/3/2011	6	6398.100
12/12/2011	7	6397.799
8/22/2011	15	6397.500
11/23/2011	16	6397.500
8/17/2011	6	6397.399
7/10/2011	13	6397.199
2/17/2011	13	6396.900
12/21/2011	9	6396.600
10/9/2011	11	6395.701

7/17/2011	18	6395.700
7/2/2011	9	6395.000
10/9/2011	15	6395.000
2/11/2011	12	6394.999
12/12/2011	5	6394.400
7/11/2011	13	6394.000
12/28/2011	11	6393.200
1/13/2011	21	6392.200
11/10/2011	16	6392.200
12/12/2011	11	6392.000
12/27/2011	22	6391.700
9/10/2011	16	6391.600
1/27/2011	16	6391.399
2/5/2011	7	6390.800
6/29/2011	8	6390.100
2/17/2011	9	6390.001
11/23/2011	20	6389.800
8/5/2011	21	6389.600
10/16/2011	11	6389.301
7/24/2011	21	6388.800
4/13/2011	9	6388.599
8/22/2011	16	6387.701
6/10/2011	7	6386.200
2/17/2011	12	6386.000
6/4/2011	14	6386.000
6/9/2011	16	6385.800
2/26/2011	15	6383.900
8/21/2011	19	6383.301
10/21/2011	9	6382.501
2/8/2011	16	6382.001
11/23/2011	10	6381.801
7/11/2011	10	6381.100
12/12/2011	9	6380.800
12/9/2011	9	6379.801
2/11/2011	0	6379.500
7/13/2011	10	6379.400
8/12/2011	9	6377.100
11/9/2011	1	6376.800
7/21/2011	11	6376.300
12/21/2011	17	6375.099
9/13/2011	17	6374.900

7/23/2011	10	6374.700
1/4/2011	7	6373.800
11/23/2011	15	6373.100
1/17/2011	13	6372.999
7/28/2011	0	6372.700
9/11/2011	10	6372.300
10/10/2011	20	6372.001
6/29/2011	12	6371.701
1/1/2011	20	6371.400
1/25/2011	13	6371.200
7/21/2011	6	6369.700
12/29/2011	22	6369.400
1/5/2011	7	6369.200
3/8/2011	7	6369.200
7/6/2011	18	6369.200
10/17/2011	9	6368.699
3/13/2011	15	6368.300
11/9/2011	17	6367.299
7/7/2011	18	6366.999
4/15/2011	18	6365.500
11/9/2011	9	6365.000
12/28/2011	12	6364.700
12/12/2011	20	6364.300
3/12/2011	11	6364.101
10/2/2011	13	6364.099
9/14/2011	6	6363.800
4/2/2011	10	6363.500
3/18/2011	19	6362.900
3/13/2011	12	6362.500
7/27/2011	21	6362.300
10/21/2011	14	6361.299
7/10/2011	15	6360.599
7/17/2011	13	6360.400
4/8/2011	22	6360.300
11/19/2011	16	6359.800
12/5/2011	16	6358.501
7/13/2011	11	6358.500
2/24/2011	17	6356.000
8/10/2011	12	6355.100
7/13/2011	16	6354.500
7/29/2011	23	6354.200

7/11/2011	12	6353.900
2/6/2011	21	6353.200
9/11/2011	13	6353.100
12/29/2011	15	6352.900
9/3/2011	16	6352.601
7/9/2011	17	6352.501
7/20/2011	14	6352.200
7/29/2011	21	6352.200
12/29/2011	12	6352.200
7/2/2011	12	6351.600
9/10/2011	11	6351.400
9/28/2011	14	6350.600
6/28/2011	15	6350.399
7/2/2011	11	6350.300
8/23/2011	11	6350.200
12/5/2011	15	6349.899
4/8/2011	15	6349.200
7/11/2011	14	6349.100
11/9/2011	8	6348.601
12/27/2011	20	6348.400
1/28/2011	7	6347.800
7/2/2011	17	6347.600
12/4/2011	19	6347.201
11/23/2011	13	6346.600
12/8/2011	14	6343.600
2/9/2011	9	6342.700
7/28/2011	23	6341.901
6/4/2011	19	6340.399
2/26/2011	20	6340.301
4/9/2011	7	6339.600
12/9/2011	10	6338.800
7/13/2011	13	6337.500
10/2/2011	12	6337.299
9/10/2011	18	6337.199
9/14/2011	5	6337.100
10/21/2011	15	6336.901
12/5/2011	17	6336.501
6/28/2011	12	6336.200
1/17/2011	20	6335.501
7/7/2011	15	6334.500
7/7/2011	19	6334.201

9/26/2011	7	6333.800
8/12/2011	16	6333.700
12/22/2011	10	6333.400
9/3/2011	19	6333.200
1/28/2011	9	6333.100
11/19/2011	18	6331.400
2/11/2011	13	6331.199
11/2/2011	21	6330.800
12/8/2011	6	6329.900
3/16/2011	19	6329.900
2/14/2011	20	6329.799
7/11/2011	11	6329.100
12/13/2011	23	6328.899
2/10/2011	4	6328.400
7/6/2011	19	6328.100
2/3/2011	18	6327.200
10/19/2011	14	6325.700
12/21/2011	18	6325.199
7/30/2011	21	6324.800
6/22/2011	8	6324.401
2/4/2011	15	6324.400
7/17/2011	22	6324.099
2/5/2011	22	6323.200
12/22/2011	8	6323.100
7/22/2011	23	6322.000
2/6/2011	14	6321.400
9/29/2011	3	6320.499
7/29/2011	5	6320.200
9/3/2011	15	6319.600
8/18/2011	17	6319.200
7/31/2011	0	6318.599
2/2/2011	10	6317.599
2/8/2011	21	6317.500
9/13/2011	21	6317.300
1/4/2011	12	6316.600
7/13/2011	5	6316.500
12/27/2011	16	6315.999
1/28/2011	8	6315.900
1/15/2011	5	6315.700
8/10/2011	18	6315.500
12/28/2011	16	6315.101

10/24/2011	5	6315.099
10/11/2011	6	6314.900
11/9/2011	7	6314.699
7/3/2011	16	6314.099
12/28/2011	18	6312.900
9/3/2011	18	6311.901
9/29/2011	12	6310.900
1/23/2011	6	6310.600
6/19/2011	6	6310.500
3/12/2011	21	6309.801
7/9/2011	16	6309.100
8/10/2011	15	6308.000
2/5/2011	8	6307.501
12/12/2011	10	6306.900
7/23/2011	22	6306.299
7/10/2011	20	6305.100
4/15/2011	11	6304.099
3/18/2011	5	6304.001
6/29/2011	16	6303.601
9/13/2011	10	6303.401
6/4/2011	7	6302.900
7/3/2011	10	6302.500
1/27/2011	22	6301.700
7/13/2011	12	6301.500
3/16/2011	13	6301.300
7/25/2011	8	6301.200
7/9/2011	9	6298.701
9/10/2011	13	6298.700
10/22/2011	8	6298.500
7/17/2011	20	6298.000
12/27/2011	11	6297.900
4/14/2011	11	6297.601
11/2/2011	20	6297.199
1/5/2011	5	6296.800
11/23/2011	5	6296.700
7/12/2011	10	6296.300
1/3/2011	22	6295.401
9/11/2011	14	6294.600
10/8/2011	7	6294.500
11/17/2011	18	6294.299
7/12/2011	6	6294.000

3/11/2011	2	6293.599
12/7/2011	12	6293.199
3/3/2011	11	6293.001
3/18/2011	15	6292.900
10/19/2011	8	6292.000
7/8/2011	13	6291.700
1/15/2011	6	6290.899
3/18/2011	20	6290.700
10/7/2011	22	6289.801
12/21/2011	11	6289.600
1/17/2011	16	6289.201
1/24/2011	17	6288.600
7/2/2011	13	6287.300
7/12/2011	7	6287.100
8/8/2011	14	6286.900
2/11/2011	14	6286.801
6/3/2011	10	6286.301
7/3/2011	7	6286.200
11/4/2011	4	6286.000
9/7/2011	18	6285.900
10/20/2011	16	6285.600
12/27/2011	9	6284.099
12/21/2011	10	6283.601
6/3/2011	13	6283.600
2/9/2011	3	6283.299
7/9/2011	11	6282.900
11/11/2011	1	6281.999
10/19/2011	15	6281.501
11/6/2011	11	6281.500
7/8/2011	15	6281.200
8/8/2011	23	6280.700
8/8/2011	20	6280.400
7/10/2011	21	6280.300
9/10/2011	14	6280.100
7/2/2011	15	6279.700
10/18/2011	9	6279.700
10/21/2011	20	6279.000
2/6/2011	23	6278.300
12/8/2011	15	6278.199
7/8/2011	20	6277.600
10/20/2011	19	6277.301

12/22/2011	23	6277.300
6/5/2011	6	6277.100
2/17/2011	19	6277.000
9/12/2011	11	6276.900
12/7/2011	14	6276.701
10/19/2011	7	6276.601
11/23/2011	21	6276.400
10/31/2011	4	6276.299
10/13/2011	18	6276.200
12/27/2011	21	6275.900
7/30/2011	7	6275.800
8/22/2011	17	6275.201
10/22/2011	7	6275.200
10/18/2011	15	6275.101
7/16/2011	0	6274.299
12/28/2011	13	6274.299
8/12/2011	15	6274.101
7/2/2011	8	6273.600
6/30/2011	16	6273.500
7/8/2011	22	6273.299
1/15/2011	19	6272.700
9/14/2011	7	6272.400
8/17/2011	20	6272.099
4/7/2011	5	6271.800
7/17/2011	21	6270.800
3/1/2011	4	6270.300
7/17/2011	15	6269.199
12/23/2011	15	6268.400
2/8/2011	12	6267.800
4/1/2011	21	6267.800
11/2/2011	13	6267.600
10/13/2011	12	6267.400
1/4/2011	17	6267.000
3/18/2011	12	6267.000
7/29/2011	20	6267.000
10/7/2011	19	6266.300
2/7/2011	1	6265.900
7/31/2011	1	6265.800
6/11/2011	12	6264.300
2/9/2011	6	6264.001
12/8/2011	13	6263.200

6/5/2011	2	6262.699
10/16/2011	14	6262.401
7/2/2011	18	6262.300
9/10/2011	15	6261.900
10/18/2011	20	6261.600
11/11/2011	0	6261.401
2/1/2011	17	6260.900
7/13/2011	9	6260.300
1/30/2011	17	6259.800
11/10/2011	9	6259.600
7/9/2011	8	6259.200
8/19/2011	12	6258.700
11/26/2011	19	6258.099
7/10/2011	14	6257.900
1/12/2011	6	6257.800
8/22/2011	18	6257.800
1/17/2011	15	6257.600
7/3/2011	17	6257.300
8/22/2011	7	6256.900
8/19/2011	8	6255.699
6/28/2011	14	6255.499
1/28/2011	17	6254.800
2/13/2011	18	6254.200
10/19/2011	9	6253.899
11/4/2011	23	6252.700
1/28/2011	13	6252.600
6/30/2011	13	6252.599
12/23/2011	8	6252.401
12/22/2011	21	6252.300
2/5/2011	5	6252.201
7/24/2011	17	6252.000
7/12/2011	22	6251.700
11/6/2011	2	6251.200
3/9/2011	16	6250.800
6/3/2011	9	6250.701
4/14/2011	16	6250.300
7/17/2011	14	6249.999
2/9/2011	5	6249.500
7/1/2011	15	6247.799
2/6/2011	22	6247.600
9/13/2011	13	6247.200

11/10/2011	21	6246.900
11/4/2011	22	6246.700
7/23/2011	7	6245.900
12/28/2011	19	6245.500
7/23/2011	23	6244.700
7/30/2011	8	6244.699
11/11/2011	2	6244.500
3/18/2011	16	6244.100
3/12/2011	12	6243.201
10/17/2011	19	6242.901
2/26/2011	21	6242.700
7/2/2011	14	6242.001
11/27/2011	18	6241.300
9/12/2011	16	6240.800
2/28/2011	8	6240.700
2/14/2011	10	6240.500
6/30/2011	17	6238.901
12/27/2011	12	6238.599
9/28/2011	8	6238.000
7/1/2011	13	6237.400
6/10/2011	22	6237.201
10/19/2011	16	6237.201
7/13/2011	15	6236.999
7/8/2011	14	6236.900
7/3/2011	9	6235.100
7/24/2011	13	6234.400
7/7/2011	10	6233.500
4/15/2011	15	6233.401
6/5/2011	5	6233.400
9/13/2011	11	6233.400
7/12/2011	23	6233.100
11/22/2011	5	6233.099
12/22/2011	6	6232.999
11/14/2011	15	6232.900
8/20/2011	8	6231.200
12/4/2011	20	6230.800
1/18/2011	3	6230.800
2/4/2011	3	6230.700
6/13/2011	13	6230.501
7/4/2011	15	6229.200
2/4/2011	0	6229.100

7/4/2011	10	6228.200
6/4/2011	10	6227.800
12/5/2011	18	6227.300
9/25/2011	9	6226.401
7/10/2011	22	6226.100
8/23/2011	9	6225.900
12/7/2011	20	6225.099
12/21/2011	16	6223.800
8/16/2011	6	6223.799
1/25/2011	14	6223.601
12/22/2011	9	6223.600
1/2/2011	16	6222.799
7/14/2011	9	6221.999
3/1/2011	10	6221.900
3/11/2011	1	6221.900
7/23/2011	12	6220.200
9/13/2011	7	6220.101
12/28/2011	10	6219.700
1/11/2011	15	6219.501
7/13/2011	14	6219.400
10/12/2011	16	6218.801
2/3/2011	19	6218.099
1/3/2011	13	6217.800
11/6/2011	12	6217.500
12/12/2011	6	6217.000
12/9/2011	0	6215.900
8/18/2011	16	6215.500
2/7/2011	0	6215.400
7/8/2011	23	6215.100
2/14/2011	11	6214.599
11/9/2011	2	6214.499
7/23/2011	11	6213.100
10/19/2011	6	6212.300
7/12/2011	21	6211.900
9/3/2011	17	6211.300
1/5/2011	6	6211.200
8/23/2011	12	6211.100
7/3/2011	8	6211.100
7/23/2011	0	6210.600
7/3/2011	11	6210.400
2/28/2011	7	6210.200

6/27/2011	11	6210.200
6/11/2011	10	6209.500
9/14/2011	8	6209.400
6/4/2011	15	6209.200
11/14/2011	14	6209.101
8/10/2011	14	6209.099
11/27/2011	17	6208.601
9/10/2011	8	6208.500
7/8/2011	12	6208.400
7/8/2011	10	6207.601
8/17/2011	21	6207.300
12/28/2011	14	6206.700
7/13/2011	6	6206.700
10/8/2011	1	6206.100
6/3/2011	14	6205.901
6/27/2011	13	6205.500
7/19/2011	3	6205.200
10/31/2011	22	6204.201
7/6/2011	0	6203.101
2/27/2011	18	6202.500
12/13/2011	2	6201.800
10/20/2011	20	6201.699
7/7/2011	11	6201.600
7/1/2011	10	6199.601
12/19/2011	17	6198.999
10/20/2011	17	6198.701
7/21/2011	7	6198.200
7/3/2011	12	6197.499
11/10/2011	10	6197.399
1/11/2011	21	6197.100
7/1/2011	19	6194.400
9/12/2011	17	6194.200
1/24/2011	12	6193.900
2/7/2011	3	6193.899
6/29/2011	13	6193.500
7/21/2011	5	6192.799
8/20/2011	22	6192.700
6/29/2011	17	6192.200
6/30/2011	15	6191.901
9/12/2011	13	6191.401
12/4/2011	16	6191.201

7/6/2011	22	6190.800
7/7/2011	20	6190.800
4/5/2011	4	6190.600
11/11/2011	3	6190.600
12/10/2011	6	6190.200
1/18/2011	2	6189.899
12/21/2011	8	6189.800
9/11/2011	15	6188.999
6/4/2011	11	6188.899
12/5/2011	14	6187.801
3/13/2011	21	6187.800
10/13/2011	16	6187.601
11/10/2011	11	6187.400
8/13/2011	15	6187.100
7/2/2011	19	6187.000
7/4/2011	11	6186.401
10/20/2011	10	6186.401
7/7/2011	7	6186.300
6/4/2011	8	6185.800
12/28/2011	15	6185.500
7/8/2011	11	6185.400
11/10/2011	22	6185.399
1/28/2011	18	6184.999
6/17/2011	5	6184.801
7/30/2011	0	6184.800
6/13/2011	12	6184.500
4/1/2011	16	6184.001
12/21/2011	19	6183.700
8/19/2011	13	6183.600
11/7/2011	5	6183.600
6/30/2011	18	6183.400
1/5/2011	8	6183.399
1/14/2011	18	6181.800
12/12/2011	21	6181.700
10/17/2011	5	6181.500
7/13/2011	17	6181.200
7/4/2011	19	6179.501
4/4/2011	4	6177.800
1/25/2011	20	6177.700
7/17/2011	12	6177.400
12/7/2011	11	6177.300

7/7/2011	12	6176.500
7/30/2011	1	6175.800
7/24/2011	0	6175.800
9/28/2011	10	6175.700
7/23/2011	9	6175.500
6/30/2011	19	6175.401
1/15/2011	3	6175.400
3/16/2011	20	6175.000
7/11/2011	9	6174.599
7/7/2011	14	6173.800
12/7/2011	16	6173.200
2/12/2011	9	6172.900
6/30/2011	14	6172.599
9/13/2011	8	6171.501
7/4/2011	13	6171.300
7/3/2011	13	6171.200
2/6/2011	15	6170.999
11/7/2011	0	6170.600
6/3/2011	12	6169.400
12/23/2011	16	6168.701
6/20/2011	22	6168.600
7/12/2011	11	6168.001
8/13/2011	22	6167.700
3/17/2011	10	6167.200
9/26/2011	19	6166.501
2/2/2011	9	6166.300
8/17/2011	5	6166.000
12/29/2011	11	6165.500
3/8/2011	8	6165.301
10/18/2011	14	6165.201
7/23/2011	13	6164.000
12/10/2011	5	6163.799
9/3/2011	20	6162.899
1/12/2011	22	6162.599
3/17/2011	19	6161.299
7/3/2011	15	6161.200
6/27/2011	16	6161.000
7/12/2011	1	6160.399
7/9/2011	12	6160.000
11/14/2011	20	6159.599
12/20/2011	15	6159.500

7/4/2011	22	6158.800
8/13/2011	13	6158.600
9/24/2011	13	6158.500
1/28/2011	16	6157.900
9/24/2011	19	6157.800
10/31/2011	19	6156.299
12/9/2011	11	6156.101
7/23/2011	4	6155.100
4/10/2011	18	6154.800
2/12/2011	10	6154.100
2/1/2011	14	6153.899
10/7/2011	18	6153.700
7/26/2011	1	6153.200
8/23/2011	16	6152.600
7/1/2011	11	6152.399
6/22/2011	15	6152.299
1/28/2011	14	6151.800
8/17/2011	23	6151.800
7/1/2011	14	6150.899
9/12/2011	14	6150.800
12/23/2011	17	6150.701
9/12/2011	19	6150.300
2/11/2011	3	6150.201
3/2/2011	3	6150.099
12/23/2011	21	6150.099
12/23/2011	19	6149.501
6/4/2011	22	6149.500
12/28/2011	5	6148.800
8/24/2011	5	6148.600
10/11/2011	19	6147.801
2/4/2011	5	6147.200
2/24/2011	13	6147.100
6/10/2011	6	6146.800
7/12/2011	8	6146.600
7/4/2011	12	6146.500
6/22/2011	21	6146.100
7/12/2011	9	6145.800
4/15/2011	16	6145.699
10/31/2011	18	6145.500
9/9/2011	12	6145.300
11/9/2011	15	6145.101

9/10/2011	7	6145.000
8/5/2011	0	6142.300
9/13/2011	9	6141.900
7/2/2011	22	6141.500
1/3/2011	21	6141.299
9/12/2011	12	6140.899
7/21/2011	8	6140.801
3/17/2011	9	6138.999
12/6/2011	11	6138.500
3/16/2011	14	6137.999
10/22/2011	19	6137.900
7/23/2011	16	6137.700
3/8/2011	5	6137.600
12/27/2011	0	6137.301
6/9/2011	6	6137.101
3/17/2011	12	6136.700
2/8/2011	11	6136.200
7/13/2011	1	6135.900
11/22/2011	0	6135.801
7/9/2011	13	6135.800
9/24/2011	17	6135.600
9/11/2011	21	6135.399
7/23/2011	6	6134.600
10/9/2011	19	6133.699
7/9/2011	0	6133.400
8/23/2011	13	6133.299
8/12/2011	11	6133.001
6/11/2011	13	6132.999
8/15/2011	21	6132.500
11/26/2011	9	6131.100
7/9/2011	15	6130.800
11/10/2011	2	6130.800
6/11/2011	17	6130.599
8/22/2011	19	6128.999
2/24/2011	19	6127.800
6/13/2011	11	6127.200
10/30/2011	21	6127.100
7/16/2011	19	6126.999
6/22/2011	14	6126.600
8/12/2011	22	6126.600
9/26/2011	18	6126.099

10/15/2011	10	6125.000
12/19/2011	16	6124.901
1/28/2011	15	6124.900
8/10/2011	19	6124.000
6/13/2011	16	6122.901
6/27/2011	12	6122.900
1/26/2011	5	6121.900
2/4/2011	4	6121.900
7/13/2011	22	6121.700
9/4/2011	13	6121.501
7/30/2011	9	6121.500
11/30/2011	21	6121.200
11/10/2011	13	6120.700
4/2/2011	6	6120.501
6/22/2011	16	6120.500
3/1/2011	12	6119.899
6/27/2011	14	6119.200
10/31/2011	10	6118.300
12/19/2011	18	6118.201
8/13/2011	12	6117.800
1/17/2011	23	6117.499
6/30/2011	20	6117.200
9/7/2011	10	6116.700
8/21/2011	20	6116.499
6/29/2011	18	6116.199
6/3/2011	11	6115.500
7/24/2011	11	6115.300
1/30/2011	18	6114.501
9/6/2011	15	6114.399
11/10/2011	5	6114.200
7/30/2011	4	6114.200
7/19/2011	13	6114.100
9/18/2011	17	6113.901
1/3/2011	23	6113.201
7/8/2011	21	6112.500
7/24/2011	14	6112.500
2/9/2011	4	6112.300
12/12/2011	15	6112.299
1/17/2011	19	6112.000
9/12/2011	8	6111.800
8/10/2011	13	6111.500

12/6/2011	17	6110.900
12/26/2011	16	6110.600
12/6/2011	6	6110.500
12/23/2011	20	6110.200
7/17/2011	11	6108.700
9/28/2011	22	6108.600
7/13/2011	19	6108.500
6/27/2011	19	6108.499
12/9/2011	20	6108.400
7/7/2011	8	6108.000
9/28/2011	5	6107.700
9/12/2011	15	6107.601
7/24/2011	12	6107.500
6/29/2011	15	6106.801
10/20/2011	8	6106.199
10/21/2011	4	6104.600
11/26/2011	10	6104.600
2/1/2011	15	6104.400
12/7/2011	21	6103.999
11/27/2011	16	6103.800
9/10/2011	21	6103.700
7/2/2011	20	6103.500
2/5/2011	0	6103.399
8/20/2011	21	6103.300
11/20/2011	7	6103.100
7/23/2011	5	6102.500
12/7/2011	22	6102.500
6/3/2011	15	6102.300
12/28/2011	23	6101.000
10/21/2011	21	6100.899
7/13/2011	7	6100.300
11/10/2011	12	6099.800
2/11/2011	22	6099.800
2/3/2011	22	6099.700
7/11/2011	1	6099.000
7/12/2011	12	6098.200
12/10/2011	9	6097.500
7/29/2011	0	6097.400
12/19/2011	19	6096.899
6/22/2011	17	6096.600
7/1/2011	9	6095.300

10/20/2011	7	6095.100
6/28/2011	22	6095.000
8/16/2011	8	6094.900
12/14/2011	20	6094.700
7/13/2011	18	6094.699
11/14/2011	19	6093.900
2/5/2011	4	6092.600
9/27/2011	8	6092.300
6/2/2011	9	6092.100
9/13/2011	6	6091.999
10/11/2011	7	6091.900
1/2/2011	9	6091.200
9/9/2011	13	6090.800
9/24/2011	16	6090.600
11/3/2011	0	6089.600
12/12/2011	23	6089.400
4/8/2011	4	6089.201
7/29/2011	3	6089.200
7/12/2011	15	6089.000
9/27/2011	11	6088.500
1/2/2011	20	6088.399
3/4/2011	21	6088.200
9/13/2011	12	6088.000
9/30/2011	7	6088.000
6/28/2011	10	6087.900
9/9/2011	11	6086.800
7/12/2011	13	6086.800
6/29/2011	19	6086.400
7/28/2011	1	6085.800
8/23/2011	17	6085.600
12/5/2011	13	6085.300
6/13/2011	14	6085.201
8/5/2011	4	6084.901
7/15/2011	7	6084.901
4/15/2011	19	6084.700
11/19/2011	21	6084.600
2/1/2011	16	6084.300
1/17/2011	12	6084.300
6/27/2011	15	6084.000
7/4/2011	20	6083.900
1/4/2011	6	6082.800

1/1/2011	18	6082.600
3/17/2011	18	6082.501
12/14/2011	21	6080.300
10/7/2011	17	6079.900
7/4/2011	14	6079.800
7/17/2011	10	6079.700
12/12/2011	12	6079.600
12/6/2011	8	6078.700
9/8/2011	16	6077.100
12/15/2011	11	6077.001
9/12/2011	10	6075.901
9/27/2011	9	6075.600
3/11/2011	0	6075.000
9/14/2011	10	6074.601
8/9/2011	15	6074.000
7/27/2011	6	6071.899
9/26/2011	13	6071.800
11/14/2011	18	6071.200
10/20/2011	11	6071.199
7/8/2011	8	6070.300
9/26/2011	11	6070.200
3/15/2011	2	6070.100
8/13/2011	14	6069.900
1/16/2011	5	6068.299
9/9/2011	14	6068.199
3/11/2011	18	6066.299
11/29/2011	16	6066.000
12/15/2011	17	6065.900
7/7/2011	9	6065.199
2/5/2011	1	6065.000
10/23/2011	9	6064.400
9/8/2011	19	6064.300
2/2/2011	7	6063.700
12/15/2011	16	6063.400
8/20/2011	19	6063.300
7/19/2011	6	6063.200
7/23/2011	8	6063.100
3/17/2011	17	6062.900
7/11/2011	8	6061.900
7/2/2011	7	6061.500
7/23/2011	1	6061.400

9/13/2011	5	6060.801
9/8/2011	17	6060.500
9/12/2011	18	6060.301
8/23/2011	19	6059.600
11/8/2011	6	6058.600
7/6/2011	20	6058.500
7/21/2011	3	6058.500
6/27/2011	17	6058.300
12/16/2011	11	6057.500
6/30/2011	12	6057.200
9/26/2011	6	6057.000
12/17/2011	10	6056.100
10/16/2011	16	6055.699
12/27/2011	23	6055.600
9/7/2011	20	6055.400
7/15/2011	6	6055.299
1/4/2011	18	6054.501
12/23/2011	18	6054.501
7/3/2011	14	6053.400
11/27/2011	19	6053.200
11/26/2011	16	6053.101
2/28/2011	6	6052.700
6/11/2011	14	6052.399
7/8/2011	7	6051.800
12/6/2011	16	6051.601
12/23/2011	14	6051.400
12/12/2011	14	6050.999
10/20/2011	6	6050.999
7/23/2011	18	6050.900
1/24/2011	18	6050.801
12/20/2011	21	6049.900
7/8/2011	9	6049.600
10/13/2011	15	6048.501
8/21/2011	21	6048.500
1/25/2011	23	6047.800
9/29/2011	13	6047.499
1/16/2011	0	6046.901
8/19/2011	16	6046.499
10/9/2011	7	6046.301
12/6/2011	10	6045.900
9/9/2011	17	6045.700

1/25/2011	19	6045.400
12/6/2011	18	6045.399
10/23/2011	8	6045.200
8/13/2011	11	6045.100
7/23/2011	19	6044.301
3/14/2011	4	6043.400
6/27/2011	10	6042.500
7/11/2011	7	6042.099
12/23/2011	7	6041.701
11/15/2011	8	6040.400
10/14/2011	5	6039.600
8/15/2011	6	6039.300
6/29/2011	14	6039.100
9/11/2011	9	6038.899
1/25/2011	18	6038.600
6/3/2011	19	6038.500
6/3/2011	8	6038.001
7/30/2011	3	6037.499
9/16/2011	19	6037.001
11/14/2011	21	6036.999
1/24/2011	14	6036.800
12/15/2011	20	6036.599
6/27/2011	18	6036.301
1/22/2011	14	6036.000
11/21/2011	21	6036.000
1/24/2011	5	6035.400
9/26/2011	12	6035.301
7/16/2011	18	6034.300
3/16/2011	16	6033.900
9/30/2011	6	6033.401
9/6/2011	19	6033.300
12/29/2011	10	6033.100
7/13/2011	4	6032.900
1/17/2011	21	6032.801
9/6/2011	13	6031.000
12/16/2011	14	6030.400
1/16/2011	11	6030.000
7/31/2011	6	6028.101
12/2/2011	17	6028.100
6/11/2011	19	6025.999
7/23/2011	17	6025.400

7/9/2011	7	6025.099
7/23/2011	15	6025.099
12/23/2011	9	6024.301
12/29/2011	8	6023.600
6/4/2011	18	6023.599
7/11/2011	4	6023.400
9/27/2011	21	6023.299
12/26/2011	23	6022.999
9/9/2011	10	6022.899
10/23/2011	11	6022.700
7/4/2011	21	6022.300
7/16/2011	16	6021.500
9/8/2011	14	6021.400
9/8/2011	10	6021.201
6/4/2011	23	6021.001
12/23/2011	5	6020.700
7/3/2011	18	6020.100
7/23/2011	3	6020.000
11/15/2011	7	6019.701
2/2/2011	8	6018.499
1/22/2011	15	6017.500
12/7/2011	8	6017.300
6/3/2011	20	6016.600
7/1/2011	12	6016.400
3/13/2011	14	6016.200
6/14/2011	15	6016.000
7/16/2011	17	6015.500
7/24/2011	15	6015.401
9/6/2011	17	6015.400
9/25/2011	12	6015.299
12/29/2011	13	6015.200
10/19/2011	5	6015.001
10/25/2011	20	6012.700
8/23/2011	18	6012.600
12/10/2011	4	6011.900
12/5/2011	19	6011.700
12/6/2011	19	6011.500
7/28/2011	2	6010.900
12/23/2011	6	6010.600
8/23/2011	15	6009.400
2/12/2011	11	6009.200

3/2/2011	14	6009.200
10/20/2011	15	6008.999
8/18/2011	18	6008.400
2/7/2011	22	6007.700
6/11/2011	15	6007.600
1/17/2011	11	6006.699
1/24/2011	16	6006.200
9/14/2011	9	6005.901
2/1/2011	13	6005.200
12/7/2011	6	6004.901
1/14/2011	19	6004.700
7/23/2011	14	6003.500
12/10/2011	20	6003.400
8/23/2011	14	6002.800
7/19/2011	4	6002.200
11/20/2011	11	6001.899
7/9/2011	14	6001.600
7/15/2011	23	6001.301
1/3/2011	6	6001.100
8/22/2011	6	6000.100
7/23/2011	20	6000.000
8/18/2011	15	5999.799
7/11/2011	0	5999.699
10/19/2011	17	5999.501
12/6/2011	12	5999.200
12/22/2011	0	5999.000
1/28/2011	20	5998.101
12/12/2011	13	5997.801
8/17/2011	3	5997.599
6/22/2011	18	5997.100
8/19/2011	17	5996.699
12/20/2011	7	5996.200
12/16/2011	12	5996.001
11/3/2011	15	5993.500
12/20/2011	14	5993.500
11/9/2011	13	5992.801
6/4/2011	16	5992.200
3/1/2011	15	5991.800
12/16/2011	13	5991.501
12/7/2011	7	5991.301
3/8/2011	10	5991.100

11/21/2011	6	5991.000
12/6/2011	20	5991.000
10/10/2011	7	5990.799
1/4/2011	20	5990.400
6/22/2011	19	5989.801
4/12/2011	18	5989.800
11/2/2011	9	5989.799
9/10/2011	12	5989.499
2/10/2011	22	5989.300
1/1/2011	19	5987.801
11/29/2011	17	5987.800
8/8/2011	15	5987.500
1/14/2011	15	5987.301
12/2/2011	19	5986.999
3/13/2011	6	5986.700
3/31/2011	13	5986.401
8/18/2011	9	5986.299
10/23/2011	10	5983.499
9/15/2011	8	5982.800
2/27/2011	19	5982.800
9/29/2011	0	5982.800
11/3/2011	12	5982.500
1/16/2011	6	5982.400
7/6/2011	23	5981.901
9/3/2011	21	5981.300
9/28/2011	6	5980.700
8/8/2011	19	5979.200
7/19/2011	5	5979.100
6/27/2011	20	5978.399
7/16/2011	20	5978.300
8/9/2011	23	5977.900
1/24/2011	13	5977.800
11/10/2011	1	5977.700
2/4/2011	21	5977.600
12/16/2011	20	5977.600
2/1/2011	12	5977.500
7/13/2011	8	5976.800

Waukegan Unit 7

Date	Hour	Emission Rate (pounds SO₂/hour)
1/11/2011	8	2579.900
1/11/2011	9	2572.500
1/11/2011	11	2529.300
1/11/2011	18	2492.900
1/11/2011	10	2467.600
1/11/2011	12	2450.900
1/10/2011	20	2426.000
1/10/2011	19	2417.700
1/10/2011	21	2384.500
1/10/2011	18	2376.000

Waukegan Unit 8

Date	Hour	Emission Rate (pounds SO₂/hour)
1/10/2011	20	3488.800
1/10/2011	21	3451.500
1/10/2011	19	3400.200
10/27/2011	19	3370.600
10/27/2011	13	3365.400
1/11/2011	11	3211.400
10/26/2011	11	3207.900
10/27/2011	20	3207.200
1/18/2011	20	3206.800
1/11/2011	17	3199.800
1/18/2011	17	3196.600
1/10/2011	18	3194.000
10/27/2011	17	3191.800
1/11/2011	10	3190.000
1/18/2011	18	3171.800
10/26/2011	12	3163.000
1/11/2011	9	3162.900
1/18/2011	19	3158.000
1/11/2011	12	3148.000
10/27/2011	12	3142.500
10/27/2011	18	3133.900
8/31/2011	10	3130.200
1/11/2011	13	3124.000
1/10/2011	13	3121.900
1/11/2011	14	3119.500
8/31/2011	14	3118.800
1/18/2011	14	3116.300
1/10/2011	11	3113.300
1/18/2011	11	3112.400
10/28/2011	10	3111.100
1/18/2011	15	3111.000
1/18/2011	12	3106.200
1/10/2011	17	3105.500
1/20/2011	8	3105.100
1/10/2011	14	3096.100
8/31/2011	11	3089.400
1/18/2011	13	3089.200

1/11/2011	16	3084.000
1/18/2011	16	3074.900
1/20/2011	7	3073.200
1/11/2011	18	3071.900
1/11/2011	8	3067.500
1/10/2011	12	3066.900
10/27/2011	21	3065.500
1/20/2011	9	3065.000
1/19/2011	9	3063.400
1/20/2011	16	3063.000
1/10/2011	16	3062.800
8/31/2011	9	3061.800
1/19/2011	8	3061.700
1/19/2011	10	3061.400
10/11/2011	6	3061.400
1/19/2011	19	3060.100
1/10/2011	15	3048.800
8/31/2011	13	3045.900
1/19/2011	7	3042.700
10/26/2011	15	3039.000
1/19/2011	12	3038.100
1/20/2011	6	3023.100
1/10/2011	2	3020.800
1/19/2011	11	3020.500
10/27/2011	15	3018.900
1/10/2011	10	3015.800
1/19/2011	20	3004.000
1/11/2011	7	2996.200
1/20/2011	10	2995.200
1/19/2011	18	2994.000
1/10/2011	1	2992.000
1/11/2011	15	2969.200
1/19/2011	6	2962.800
8/31/2011	12	2961.400
10/25/2011	17	2951.900
1/20/2011	15	2951.400
8/31/2011	8	2941.200
1/19/2011	17	2940.400
1/19/2011	16	2939.300
10/26/2011	13	2928.900
10/10/2011	21	2925.500

1/18/2011	10	2923.200
10/27/2011	11	2911.800
10/11/2011	12	2900.600
1/10/2011	3	2897.100
1/10/2011	22	2887.700
1/10/2011	9	2882.900
8/31/2011	15	2877.900
10/22/2011	17	2873.700
1/21/2011	6	2862.700
8/26/2011	12	2855.100
8/29/2011	14	2853.600
8/26/2011	14	2849.400
8/26/2011	11	2847.700
10/11/2011	7	2829.200
10/11/2011	13	2824.200
1/18/2011	21	2822.300
8/26/2011	13	2822.100
1/20/2011	13	2820.600
8/26/2011	10	2817.400
10/26/2011	14	2809.900
9/2/2011	11	2800.200
8/25/2011	12	2799.300
1/9/2011	23	2798.800
8/29/2011	13	2793.400
10/10/2011	15	2790.900
9/2/2011	12	2782.900
1/20/2011	5	2781.000
1/10/2011	0	2779.500
10/10/2011	16	2778.400
8/25/2011	13	2774.200
10/26/2011	10	2768.400
9/2/2011	10	2765.700
10/10/2011	17	2765.700
8/30/2011	18	2763.500
9/2/2011	13	2761.100
8/25/2011	11	2755.400
1/20/2011	11	2752.900
1/9/2011	22	2751.700
8/26/2011	9	2749.500
10/22/2011	18	2747.400
1/20/2011	12	2744.000

10/11/2011	8	2743.700
10/11/2011	11	2743.100
1/20/2011	14	2735.400
10/27/2011	16	2729.500
9/2/2011	9	2724.700
9/2/2011	14	2723.600
10/27/2011	14	2709.100
10/22/2011	19	2708.100
1/11/2011	6	2707.700
9/2/2011	8	2706.900
10/19/2011	13	2706.300
10/19/2011	12	2703.400
8/31/2011	7	2699.500
10/28/2011	18	2695.900
10/28/2011	17	2691.800
1/21/2011	7	2689.000
5/31/2011	21	2688.800
10/10/2011	18	2687.700
1/11/2011	19	2675.900
10/11/2011	14	2665.200
8/18/2011	19	2663.000
8/30/2011	9	2659.600
1/13/2011	7	2653.400
8/30/2011	10	2648.300
1/19/2011	21	2645.700
8/30/2011	19	2642.100
8/25/2011	10	2633.900
2/27/2011	19	2632.500
9/2/2011	15	2626.500
8/25/2011	14	2624.700
10/17/2011	13	2624.000
10/17/2011	15	2623.800
1/21/2011	5	2622.300
10/17/2011	16	2622.300
10/19/2011	11	2613.900
2/25/2011	10	2611.200
10/17/2011	14	2608.500
10/24/2011	18	2608.400
5/31/2011	18	2606.500
10/22/2011	20	2606.200
10/11/2011	10	2602.000

10/22/2011	16	2591.100
10/3/2011	9	2590.700
10/6/2011	9	2588.800
10/5/2011	8	2588.100
10/24/2011	6	2588.000
8/29/2011	15	2586.300
1/20/2011	17	2585.600
1/9/2011	21	2583.500
10/6/2011	8	2583.500
10/17/2011	12	2577.400
2/27/2011	18	2577.000
9/2/2011	19	2576.700
10/11/2011	9	2573.700
10/26/2011	16	2570.800
10/6/2011	10	2565.000
8/18/2011	20	2564.300
8/29/2011	12	2564.000
1/12/2011	7	2562.600
10/23/2011	18	2560.200
1/13/2011	8	2556.500
9/2/2011	20	2554.700
9/2/2011	17	2550.600
10/10/2011	19	2545.000
1/19/2011	13	2542.400
5/31/2011	22	2542.000
10/10/2011	20	2539.500
8/19/2011	19	2539.000
9/1/2011	23	2537.800
10/4/2011	12	2536.600
9/2/2011	22	2535.800
8/26/2011	15	2532.100
10/17/2011	10	2529.900
1/19/2011	15	2524.500
9/3/2011	8	2521.700
5/31/2011	20	2521.000
10/6/2011	7	2520.900
8/19/2011	9	2519.000
10/27/2011	10	2517.400
9/2/2011	23	2517.300
10/4/2011	11	2514.900
9/3/2011	3	2514.500

10/5/2011	9	2511.200
9/2/2011	18	2510.300
8/30/2011	8	2508.200
8/27/2011	19	2507.300
10/17/2011	9	2507.200
8/18/2011	18	2506.500
10/4/2011	13	2506.100
10/5/2011	17	2501.600
5/31/2011	19	2500.700
10/10/2011	14	2500.300
9/2/2011	16	2498.900
2/25/2011	9	2497.700
10/22/2011	21	2495.300
10/17/2011	11	2495.200
10/4/2011	10	2494.800
8/30/2011	11	2494.600
9/8/2011	15	2491.400
8/25/2011	9	2491.200
9/3/2011	0	2486.500
8/29/2011	17	2485.500
10/11/2011	15	2484.600
8/19/2011	10	2483.700
9/8/2011	18	2483.400
8/19/2011	13	2483.100
10/19/2011	9	2481.900
10/28/2011	7	2476.000
10/5/2011	10	2475.900
10/18/2011	18	2475.200
10/25/2011	16	2474.500
1/12/2011	8	2473.500
8/30/2011	14	2472.800
9/3/2011	10	2472.100
10/5/2011	11	2471.800
9/3/2011	11	2471.000
8/29/2011	16	2469.100
9/2/2011	0	2468.000
3/11/2011	15	2465.100
8/19/2011	11	2461.100
10/5/2011	15	2460.500
9/2/2011	21	2456.800
9/2/2011	1	2454.400

9/2/2011	7	2453.800
10/3/2011	10	2453.500
8/18/2011	17	2453.400
8/27/2011	17	2453.300
8/19/2011	12	2452.700
10/5/2011	16	2452.500
9/11/2011	13	2451.900
8/19/2011	18	2451.200
9/1/2011	22	2448.800
9/8/2011	17	2447.300
10/22/2011	22	2447.200
8/25/2011	15	2446.400
10/19/2011	8	2446.000
9/3/2011	9	2445.800
8/18/2011	16	2434.100
1/11/2011	20	2433.100
10/10/2011	22	2432.400
1/18/2011	9	2431.800
10/5/2011	18	2431.600
8/19/2011	14	2431.500
2/25/2011	12	2430.700
8/29/2011	8	2429.800
9/3/2011	1	2428.100
8/30/2011	20	2427.800
8/19/2011	16	2427.200
10/5/2011	12	2426.600
8/30/2011	13	2426.300
9/8/2011	16	2426.000
8/29/2011	11	2425.300
8/27/2011	9	2422.100
10/8/2011	17	2421.700
8/27/2011	16	2421.400
8/25/2011	19	2420.700
10/3/2011	8	2420.200
9/13/2011	15	2420.100
2/25/2011	11	2420.000
9/13/2011	14	2419.800
8/20/2011	16	2419.300
9/19/2011	10	2419.100
9/3/2011	4	2418.700
8/20/2011	17	2416.500

9/11/2011	14	2416.500
8/31/2011	19	2416.400
10/4/2011	9	2414.900
10/5/2011	14	2414.900
10/23/2011	0	2413.400
10/17/2011	8	2412.400
10/5/2011	13	2412.300
9/3/2011	15	2411.700
10/2/2011	18	2410.200
2/27/2011	20	2409.400
8/24/2011	19	2409.400
9/11/2011	12	2406.700
10/22/2011	23	2405.600
8/19/2011	17	2404.000
8/20/2011	18	2403.800
9/3/2011	16	2403.200
10/18/2011	19	2402.900
9/8/2011	13	2402.500
9/3/2011	12	2400.900
10/26/2011	9	2400.800
8/17/2011	16	2399.000
9/13/2011	12	2395.600
3/11/2011	14	2395.300
9/3/2011	13	2394.100
9/14/2011	12	2394.000
2/25/2011	17	2391.700
9/1/2011	8	2390.500
10/12/2011	21	2388.200
10/13/2011	2	2388.000
9/12/2011	15	2387.400
8/15/2011	15	2385.500
8/31/2011	18	2385.500
2/25/2011	7	2385.400
9/3/2011	19	2385.300
1/10/2011	8	2384.700
10/10/2011	12	2383.800
10/19/2011	17	2383.000
8/19/2011	15	2382.900
2/28/2011	7	2382.500
8/26/2011	8	2382.500
9/3/2011	7	2382.000

8/29/2011	9	2381.500
8/30/2011	17	2381.300
8/31/2011	16	2380.900
2/25/2011	16	2380.400
9/13/2011	13	2378.600
8/4/2011	20	2377.600
8/26/2011	16	2376.900
8/30/2011	15	2373.500
8/26/2011	17	2371.900
9/22/2011	14	2368.200
10/25/2011	14	2367.800
10/19/2011	15	2367.500
8/27/2011	10	2367.100
5/31/2011	17	2366.300
10/8/2011	18	2365.700
8/25/2011	16	2364.800
10/4/2011	8	2364.400
9/12/2011	11	2363.900
3/11/2011	16	2363.600
10/17/2011	17	2363.600
9/19/2011	9	2363.000
8/27/2011	15	2362.200
10/4/2011	14	2361.700
9/12/2011	16	2361.500
8/20/2011	15	2360.800
8/23/2011	19	2360.000
8/30/2011	16	2358.200
10/8/2011	16	2357.800
9/3/2011	14	2357.100
10/19/2011	14	2356.900
8/17/2011	17	2356.700
9/3/2011	20	2356.600
9/1/2011	19	2356.500
8/25/2011	20	2355.800
9/12/2011	14	2355.100
9/12/2011	17	2354.900
10/26/2011	8	2354.700
9/6/2011	12	2354.200
10/12/2011	19	2352.400
8/15/2011	16	2352.200
9/1/2011	13	2351.600

1/10/2011	4	2350.800
1/21/2011	8	2350.700
9/22/2011	11	2350.300
8/29/2011	10	2349.000
5/31/2011	15	2347.100
10/4/2011	19	2347.000
10/11/2011	16	2346.200
8/31/2011	17	2346.000
8/25/2011	18	2344.800
9/22/2011	10	2343.400
8/20/2011	19	2342.400
8/19/2011	20	2340.800
8/16/2011	14	2339.600
9/12/2011	12	2339.500
10/10/2011	10	2339.400
9/1/2011	20	2339.100
9/14/2011	6	2337.600
8/17/2011	15	2337.300
5/31/2011	13	2333.900
8/24/2011	20	2333.600
9/13/2011	16	2331.900
9/12/2011	13	2331.800
8/24/2011	18	2331.000

Will County 3

Date	Hour	Emission Rate (pounds SO₂/hour)
3/6/2011	7	2749.300

NOTICE TO RESPONDENT

NOTE: THIS STATEMENT MUST BE INCLUDED IN THE SERVICE OF THE FORMAL COMPLAINT ON THE RESPONDENT

INFORMATION FOR RESPONDENT RECEIVING FORMAL COMPLAINT

Please take notice that today I filed with the Clerk of the Illinois Pollution Control Board (Board) a formal complaint, a copy of which is served on you along with this notice. You may be required to attend a hearing on a date set by the Board.

Information about the formal complaint process before the Board is found in the Environmental Protection Act (Act) (415 ILCS 5/1 *et seq.*) and the Board's procedural rules (35 Ill. Adm. Code 101 and 103). These can be accessed at the Board's Web site (www.ipcb.state.il.us). The following is a summary of some of the most important points in the Act and the Board's procedural rules. It is provided for general informational purposes only and does not constitute legal advice or substitute for the provisions of any statute, rule, or regulation:

Board Accepting Formal Complaint for Hearing; Motions

The Board will not accept this formal complaint for hearing if the Board finds that it is either "duplicative" or "frivolous" within the meaning of Section 31(d) of the Act (415 ILCS 5/31(d)) and Section 101.202 of the Board's procedural rules (35 Ill. Adm. Code 101.202). "Duplicative" means that an identical or substantially similar case is already pending before the Board or in court. *See* 35 Ill. Adm. Code 103.212(a) and item 10 of the formal complaint.

"Frivolous" means that the formal complaint seeks relief that the Board does not have the authority to grant, or fails to state a cause of action upon which the Board can grant relief. For example, the Board has the authority to order a respondent to stop polluting and pay a civil penalty, to implement pollution abatement measures, or to perform a cleanup or reimburse cleanup costs. The Board does not have the authority, however, to award attorney fees to a

citizen complainant. *See* 35 Ill. Adm. Code 103.212(a) and items 5 and 9 of the formal complaint.

If you believe that this formal complaint is duplicative or frivolous, you may file a motion with the Board, within 30 days after the date you were served with the complaint, requesting that the Board not accept the complaint for hearing. The motion must state the facts supporting your belief that the complaint is duplicative or frivolous. Memoranda, affidavits, and any other relevant documents may accompany the motion. If you need more time than 30 days to file a motion alleging that the complaint is duplicative or frivolous, you must file a motion for an extension of time within 30 days after service of the complaint. A motion for an extension of time must state why you need more time and the amount of additional time you need. Timely filing a motion alleging that the complaint is duplicative or frivolous will stay the 60-day period for filing an answer to the complaint. *See* 35 Ill. Adm. Code 103.204, 103.212(b).

All motions filed with the Board's Clerk must include an original, nine copies, and proof of service on the other parties. Service may be made in person, by U.S. mail, or by messenger service. Mail service is presumed complete four days after mailing. *See* 35 Ill. Adm. Code 101.300(c), 101.302, 101.304.

If you do not respond to the Board within 30 days after the date on which the complaint was served on you, the Board may find that the complaint is not duplicative or frivolous and accept the case for hearing. The Board will then assign a hearing officer who will contact you to schedule times for telephone status conferences and for hearing. *See* 35 Ill. Adm. Code 103.212(a).

Answer to Complaint

You have the right to file an answer to this formal complaint within 60 days after you receive the complaint. If you timely file a motion alleging that the complaint is duplicative or frivolous, or a motion to strike, dismiss, or challenge the sufficiency of the complaint, then you may file an answer within 60 days after the Board rules on your motion. *See* 35 Ill. Adm. Code 101.506, 103.204(d), (e), 103.212(b).

The Board's procedural rules require the complainant to tell you as respondent that:

Failure to file an answer to this complaint within 60 days may have severe consequences. Failure to answer will mean that all allegations in the complaint will be taken as if admitted for purposes of this proceeding. If you have any questions about this procedure, you should contact the hearing officer assigned to this proceeding, the Clerk's Office or an attorney. 35 Ill. Adm. Code 103.204(f).

Necessity of an Attorney

Under Illinois law, an association, citizens group, unit of local government, or corporation must be represented before the Board by an attorney. In addition, an individual who is not an attorney cannot represent another individual or other individuals before the Board. However, even if an individual is not an attorney, he or she is allowed to represent (1) himself or herself as an individual or (2) his or her unincorporated sole proprietorship. *See* 35 Ill. Adm. Code 101.400(a). Such an individual may nevertheless wish to have an attorney prepare an answer and any motions or briefs, and present a defense at hearing.

Costs

In defending against this formal complaint, you are responsible for your attorney fees, duplicating charges, travel expenses, witness fees, and any other costs that you or your attorney may incur. The Board requires no filing fee to file your answer or any other document with the Board. The Board will pay any hearing costs (*e.g.*, hearing room rental, court reporting fees, hearing officer expenses).

If you have any questions, please contact the Clerk's Office at (312) 814-3629.